



SENSES WORKWEAR

1300 781 763

www.sensesworkwear.com.au



BENCHMARK

WINNING * SPIRIT®

AUSTRALIAN INDUSTRIAL WEAR™

BRAND NEW STYLES

In this extensive catalogue featuring a wide choice of styles and fabrics, we are sure you will find the right garments for your needs.

Work or leisure, comfort or safety, you can have confidence that our products will look good, and perform just as well, where required, all our garments have been certified to meet the relevant AS/NZS standards.

All of our products are designed with decoration in mind. We also offer a high quality, cost efficient In-house Decoration Service with over 1,000 heads of embroidery machines, state-of-the-art screen printing, digital transfer print and Direct to Garment printing facilities.

Corporate Social Responsibility and giving back to the community Winning Spirit, AIW and BENCHMARK continue to sponsor the valuable work of the Victoria Police Blue Ribbon Foundation, and support their work in perpetuating the memory of Victorian Police members killed the line of duty, and their continuing financial support to Hospital Emergency departments and Child Protection units.



M3200 Page 323
Black / Charcoal / Khaki



M3100 Page 322
Black / Charcoal / Khaki



M3001 Page 323
Black, Charcoal, Chocolate, Cyan, Khaki, Navy, Red



SW38 Page 269
Fluoro Orange/Navy, Fluoro Yellow/Navy



PF27 Page 240
Black/Black, Navy/Navy



PF22 Page 235
Black, Charcoal, Navy, Red



PF21 Page 234
Black, Charcoal, Navy, Red



JK48 Page 202
Black, Navy



M8340L Page 136
Black/White/Red

M7340L Page 136
Black/White/Red



PF21K Page 234
Black, Charcoal, Navy, Red



M8340Q Page 135
Black/White/Red



M8320Q Page 135
Black/White/Navy, Navy/White/Sky



M7340S Page 137
Black/White/Red

M8340S Page 137
Black/White/Red



CH33 Page 332
Black, Gray, Navy



JK33, JK33K, JK34 Page 193
New Colours:
Marl Charcoal/Charcoal, Marl Navy/Charcoal



M8320L Page 132
Black/White/Navy, Navy/White/Sky



M7320L Page 132
Black/White/Navy, Navy/White/Sky



M8320S Page 133
Black/White/Red



M7320S Page 133
Black/White/Red

POLO SHIRTS

STYLE	DESCRIPTION	PAGE
PS05	Unisex Cotton Contrast Jersey Knit Short Sleeve Polo	32
PS08	Men's Poly/Cotton Contrast Pique Short Sleeve Polo	31
PS11	Unisex Poly/Cotton Pique Knit Short Sleeve Polo	44
PS11K	Kids' Unisex Poly/Cotton Pique Knit Short Sleeve Polo	44
PS19	Ladies' CoolDry® Raglan Short Sleeve Contrast Polo	25
PS20	Men's CoolDry® Raglan Short Sleeve Contrast Polo	25
PS21	Men's CoolDry® Short Sleeve Polo	29
PS22	Men's Tight Pique Knit Short Sleeve Polo	41
PS23	Ladies' Tight Pique Knit Short Sleeve Polo	41
PS24	Kids' CoolDry® Raglan Short Sleeve Contrast Polo	25
PS25	Men's Pure Cotton Contrast Piping Short Sleeve Polo	33
PS26	Ladies' Pure Cotton Contrast Piping Short Sleeve Polo	33
PS28	Men's CoolDry® Tri-colour Contrast Short Sleeve Polo	29
PS30	Men's TrueDry® Mesh Knit Short Sleeve Cricket Short Sleeve Polo	28
PS31	Kids' TrueDry® Mesh Knit Short Sleeve Cricket Short Sleeve Polo	15
PS31K	Kids' TrueDry® Mesh Knit Short Sleeve Cricket Long Sleeve Polo	15
PS32A	Men's TrueDry® Mesh Knit Short Sleeve Cricket Long Sleeve Polo	15
PS33	Men's TrueDry® Mesh Knit Short Sleeve Cricket 3/4 Sleeve Polo	38
PS34A	Men's CoolDry® Micro-mesh Short Sleeve Polo	38
PS35	Men's TrueDry® Contrast Short Sleeve Polo	39
PS39	Kids' TrueDry® Contrast Short Sleeve Polo	46
PS40	Ladies' TrueDry® Contrast Short Sleeve Polo	46
PS41	Men's TrueDry® Short Sleeve Polo	47
PS43	Ladies' TrueDry® Short Sleeve Polo	26
PS43K	Men's TrueDry® Long Sleeve Polo	26
PS44	Men's Cotton Pique Knit Short Sleeve Polo	26
PS48A	Ladies' Cotton Pique Knit Short Sleeve Polo	31
PS49	Unisex Poly/Cotton Pique Pocket Short Sleeve Polo	23
PS49K	Men's CoolDry® Long Sleeve Contrast Colour Polo	23
PS50	Kids' CoolDry® Long Sleeve Contrast Colour Polo	23
PS51	Ladies' CoolDry® Long Sleeve Contrast Colour Polo	28
PS52	Ladies' Poly/Cotton Contrast Pique Short Sleeve Polo	28
PS53	Men's CoolDry® Mini Waffle Short Sleeve Polo	7
PS53K	Kids' CoolDry® Mini Waffle Short Sleeve Polo	7
PS54	Ladies' CoolDry® Mini Waffle Short Sleeve Polo	7
PS55	Men's CoolDry® Mesh Contrast Short Sleeve Polo	42
PS56	Ladies' CoolDry® Mesh Contrast Short Sleeve Polo	42
PS59	Men's TrueDry® Fashion Short Sleeve Polo	40
PS60	Kids' TrueDry® Fashion Short Sleeve Polo	40
PS61	Ladies' TrueDry® Fashion Short Sleeve Polo	21
PS61K	Men's Cotton Stretch Short Sleeve Polo	21
PS62	Ladies' Cotton Stretch Short Sleeve Polo	21
PS63	Men's Bamboo Charcoal Eco	37
PS64	Ladies' Bamboo Charcoal Eco	37
PS65	Men's CoolDry® Contrast Short Sleeve Polo with Sleeve Panels	13
PS65K	Kids' CoolDry® Contrast Short Sleeve Polo with Sleeve Panels	13
PS66	Ladies' CoolDry® Contrast Short Sleeve Polo with Sleeve Panels	13
PS68	Men's TrueDry® Solid Colour Short Sleeve Pique Polo	33
PS69	Men's TrueDry® Fashion Long Sleeve Polo	9
PS69K	Kids' TrueDry® Fashion Long Sleeve Polo	9
PS70	Ladies' TrueDry® Fashion Long Sleeve Polo	9
PS73	Men's TrueDry® Contrast Short Sleeve Polo	17
PS73K	Kid's TrueDry® Contrast Short Sleeve Polo	17
PS74	Ladies' TrueDry® Contrast Short Sleeve Polo	17
PS75	Men's CoolDry® Textured Polo	43
PS76	Ladies' CoolDry® Textured Polo	43
PS77	Men's TrueDry® Tri-colour Short Sleeve Pique Polo	11
PS77K	Kids' TrueDry® Tri-colour Short Sleeve Pique Polo	11
PS78	Ladies' TrueDry® Tri-colour Short Sleeve Pique Polo	11
PS79	Men's CoolDry® Short Sleeve Contrast Polo	19
PS79K	Kids' CoolDry® Short Sleeve Contrast Polo	19
PS80	Ladies' CoolDry® Short Sleeve Contrast Polo	19
PS81	Men's CoolDry® Polyester Piqué Polo	35
PS81K	Kids' CoolDry® Polyester Piqué Polo	35
PS82	Ladies' CoolDry® Polyester Piqué Polo	35







PS53/PS54/PS53K LEGEND

TrueDry® Fashion Short Sleeve Polo

TRUEDRY® COTTON BACKING MESH
160GSM - 60% COTTON, 40% POLYESTER
Breathable mesh panels under arms & on sides. Short sleeves. Contrast panels and piping on shoulders and sleeves - front and back.

PS53 - MEN'S TRUEDRY® SHORT SLEEVE POLO									
EASY FIT	XS	S	M	L	XL	2XL	3XL	4XL	5XL
HALF CHEST	51	53.5	56	58.5	61	63.5	66	68.5	71
BODY LENGTH	68	70	72	74	76	78	80	82	84

PS53K - KIDS' TRUEDRY® SHORT SLEEVE POLO						
EASY FIT	4K	6K	8K	10K	12K	14K
HALF CHEST	33	36	39	42	45	48
BODY LENGTH	44	48	52	56	60	64

PS54 LADIES' TRUEDRY® SHORT SLEEVE POLO									
MODERNERN FIT	8	10	12	14	16	18	20	22	24
HALF CHEST	43.5	46.0	48.5	51.0	53.5	56.0	58.5	61.0	63.5
BODY LENGTH	60.0	62.0	64.0	66.0	68.0	70.0	72.0	74.0	76.0

WEIGHT & SIZE MEASUREMENTS ARE FOR GUIDANCE ONLY





PS69/PS70/PS69K LEGEND PLUS

TrueDry® Fashion Long sleeve Polo

TRUEDRY® COTTON BACKING MESH
160GSM - 60% COTTON, 40% POLYESTER
Breathable mesh panels under arms & on sides. Long sleeves. Contrast panels and piping on shoulders and sleeves - front and back.

PS69 - MEN'S TRUEDRY® LONG SLEEVE POLO

EASY FIT	XS	S	M	L	XL	2XL	3XL	4XL	5XL
HALF CHEST	51.0	53.5	56.0	58.5	61.0	63.5	66.0	68.5	71.0
BODY LENGTH	67.5	70.0	72.5	75.0	77.5	80.0	82.5	85.0	87.5

PS69K - KIDS' TRUEDRY® LONG SLEEVE POLO

EASY FIT	6K	8K	10K	12K	14K
HALF CHEST	36.0	39.0	42.0	45.0	48.0
BODY LENGTH	48.0	52.0	56.0	60.0	64.0

PS70 - LADIES' TRUEDRY® LONG SLEEVE POLO

MODERN FIT	8	10	12	14	16	18	20	22	24
HALF CHEST	43.5	46.0	48.5	51.0	53.5	56.0	58.5	61.0	63.5
BODY LENGTH	60.0	62.0	64.0	66.0	68.0	70.0	72.0	74.0	76.0

WEIGHT & SIZE MEASUREMENTS ARE FOR GUIDANCE ONLY



BLACK/GOLD



BLACK/RED



BLACK/WHITE



MAROON/WHITE



NAVY/GOLD



NAVY/
RED



NAVY/SKY



NAVY/WHITE



RED/WHITE
(PS69 - XS, S, 2XL, 3XL, 4XL & 5XL ONLY)



ROYAL/WHITE



WHITE/NAVY



PS77/PS78/PS77K ARENA POLO
TrueDry® Tri-colour Short Sleeve Pique Polo

TRUEDRY® COTTON BLENDED PIQUE
185GSM - 60% COTTON, 40% POLYESTER
Contrast colour on sides and sleeves with piping.

PS77 MEN'S TRUEDRY® TRI-COLOUR SHORT SLEEVE PIQUE POLO

EASY FIT	S	M	L	XL	2XL	3XL	4XL	5XL
HALF CHEST	53.5	56	58.5	61	63.5	66	68.5	71
BODY LENGTH	70	72	74	76	78	80	82	84

PS77K KIDS' TRUEDRY® TRI-COLOUR SHORT SLEEVE PIQUE POLO

EASY FIT	4K	6K	8K	10K	12K	14K
HALF CHEST	33	36	39	42	45	48
BODY LENGTH	44	48	52	56	60	64

PS78 LADIES' TRUEDRY® TRI-COLOUR SHORT SLEEVE PIQUE POLO

MODERN FIT	8	10	12	14	16	18	20	22	24
HALF CHEST	43.5	46	48.5	51	53.5	57	60	63	66
BODY LENGTH	60	62	64	66	68	70	71	72	73

WEIGHT & SIZE MEASUREMENTS ARE FOR GUIDANCE ONLY



BLACK/WHITE/GOLD BLACK/WHITE/GREEN BLACK/WHITE/GREY BLACK/WHITE/MAGENTA BLACK/WHITE/ORANGE



BLACK/WHITE/PURPLE BLACK/WHITE/RED BLACK/WHITE/ROYAL NAVY/WHITE/GOLD NAVY/WHITE/RED



PS65

PS65K



PS65/PS66/PS65K GRACE POLO

TrueDry® Pique Short Sleeve Polo

TRUEDRY® COTTON BLENDED PIQUE
185GSM - 60% COTTON, 40% POLYESTER
Contrast trim on rib collar, cuffs & inner placket, self colour side panels provide the excellent design and shape, Straight hem with side vents.

PS65 MEN'S TRUEDRY® PIQUE SHORT SLEEVE PIQUE POLO								
EASY FIT	S	M	L	XL	2XL	3XL	4XL	5XL
HALF CHEST	53.5	56	58.5	61	63.5	66	68.5	71
BODY LENGTH	70	72	74	76	78	80	82	84

PS65K - KIDS' TRUEDRY® PIQUE SHORT SLEEVE POLO					
EASY FIT	6K	8K	10K	12K	14K
HALF CHEST	36	39	42	45	48
BODY LENGTH	48	52	56	60	64

PS66 LADIES' TRUEDRY® PIQUE SHORT SLEEVE PIQUE POLO						
MODERN FIT	8	10	12	14	16	18
HALF CHEST	43.5	46	48.5	51	54	57
BODY LENGTH	60	62	64	66	68	70

WEIGHT & SIZE MEASUREMENTS ARE FOR GUIDANCE ONLY





AUS/NZ 4399-1986

PS31/PS32A/PS31K WINNER POLO

TrueDry® Contrast Short Sleeve Polo

TRUEDRY® COTTON BACKING MESH
160GSM - 60% COTTON, 40% POLYESTER
Contrast shoulder & side to highlight team/corporate colours.
Natural cotton backing makes it comfortable to wear.

PS31 MEN'S TRUEDRY® CONTRAST SHORT SLEEVE POLO

EASY FIT	XS	S	M	L	XL	2XL	3XL	4XL	5XL
HALF CHEST	51	53.5	56	58.5	61	63.5	66	68.5	71
BODY LENGTH	68	70	72	74	76	78	80	82	84

PS31K KIDS' TRUEDRY® CONTRAST SHORT SLEEVE POLO

EASY FIT	4K	6K	8K	10K	12K	14K
HALF CHEST	35.5	38.5	41.5	44.5	47.5	50.5
BODY LENGTH	45	49	53	57	61	65

PS32A LADIES' TRUEDRY® CONTRAST SHORT SLEEVE POLO

MODERN FIT	8	10	12	14	16	18
HALF CHEST	44.5	47	49.5	52	55	58
BODY LENGTH	60	62	64	66	68	70

WEIGHT & SIZE MEASUREMENTS ARE FOR GUIDANCE ONLY



BLACK/GOLD



BLACK/RED



BLACK/WHITE



NAVY/GOLD



NAVY/RED



NAVY/SKY



NAVY/WHITE



PURPLE/WHITE



RED/WHITE



ROYAL/GOLD



ROYAL/WHITE



SKY/NAVY



WHITE/BLACK



WHITE/NAVY



PS73/PS74/PS73K TEAMMATE POLO

TrueDry® Contrast Short Sleeve Polo

TRUEDRY® COTTON BACKING MESH
160GSM - 60% COTTON, 40% POLYESTER
Contrast colour on sides, inside placket, and collar.

PS73 MEN'S TRUEDRY® CONTRAST SHORT SLEEVE POLO

EASY FIT	S	M	L	XL	2XL	3XL	4XL	5XL
HALF CHEST	53.5	56	58.5	61	63.5	66	68.5	71
BODY LENGTH	70	72	74	76	78	80	82	84

PS73K KIDS' TRUEDRY® CONTRAST SHORT SLEEVE POLO

EASY FIT	4K	6K	8K	10K	12K	14K
HALF CHEST	33	36	39	42	45	48
BODY LENGTH	44	48	52	56	60	64

PS74 LADIES' TRUEDRY® CONTRAST SHORT SLEEVE POLO

MODERN FIT	8	10	12	14	16	18
HALF CHEST	43.5	46	48.5	51	53.5	56
BODY LENGTH	60	62	64	66	68	70

WEIGHT & SIZE MEASUREMENTS ARE FOR GUIDANCE ONLY





PS79/PS80/PS79K PURSUIT POLO

CoolDry® Short Sleeve Contrast Polo

COOLDRY® POLYESTER INTERLOCK
160GSM - 100% POLYESTER
Breathable mesh panels on sides. Short sleeves. Contrast panels front. Contrast piping on shoulders and back. Loose pocket included.

PS79 - MEN'S COOLDRY® SHORT SLEEVE CONTRAST POLO

EASY FIT	XS	S	M	L	XL	2XL	3XL	4XL	5XL
HALF CHEST	51	53.5	56	58.5	61	63.5	66	68.5	71
BODY LENGTH	68	70	72	74	76	78	80	82	84

PS79K - KIDS' COOLDRY® SHORT SLEEVE CONTRAST POLO

EASY FIT	4K	6K	8K	10K	12K	14K
HALF CHEST	33	36	39	42	45	48
BODY LENGTH	44	48	52	56	60	64

PS80 - LADIES' COOLDRY® SHORT SLEEVE CONTRAST POLO

MODERN FIT	8	10	12	14	16	18	20	22	24
HALF CHEST	43.5	46	48.5	51	54	57	60	63	66
BODY LENGTH	60	62	64	66	68	70	72	73	74

WEIGHT & SIZE MEASUREMENTS ARE FOR GUIDANCE ONLY



ASH/BLACK



BLACK/ORANGE



CHARCOAL/LIME




NAVY/AQUA



NAVY/WHITE



ROYAL/WHITE



PS61/PS62/PS61K ALLIANCE POLO

CoolDry® Contrast Short Sleeve Polo with Sleeve Panels

COOLDRY® MINI WAFFLE, 160GSM - 100% POLYESTER
Stylish flat knitted collar. Contrast panels on sides, sleeves, inside placket and on collar.

Please note:

- White colour piping on Black/aqua, Black/ash, Black/orange,
- Black/red, Navy/aqua, and Navy/red.
- Ash colour piping on other colourways.

PS61 MEN'S COOLDRY® CONTRAST POLO WITH SLEEVE PANELS

EASY FIT	XS	S	M	L	XL	2XL	3XL	4XL	5XL
HALF CHEST	51.0	53.5	56.0	58.5	61.0	63.5	66.0	68.5	71.0
BODY LENGTH	67.5	70.0	72.5	75.0	77.5	80.0	82.5	85.0	87.5

PS79K - KIDS' COOLDRY® SHORT SLEEVE CONTRAST POLO

EASY FIT	6K	8K	10K	12K	14K
HALF CHEST	37.0	40.0	43.0	46.0	49.0
BODY LENGTH	49.0	53.0	57.0	61.0	65.0

PS80 - LADIES' COOLDRY® SHORT SLEEVE CONTRAST POLO

MODERN FIT	8	10	12	14	16	18
HALF CHEST	43.5	46.0	48.5	51.0	53.5	56.0
BODY LENGTH	60.0	62.0	64.0	66.0	68.0	70.0

WEIGHT & SIZE MEASUREMENTS ARE FOR GUIDANCE ONLY





POLO SHIRTS

PS49/PS50/PS49K MASCOT POLO

CoolDry® Mini Waffle Short Sleeve Polo

COOLDRY® MINI WAFFLE

160GSM - 100% POLYESTER

Stylish flat knitted collar. Contrast panels on sides, inside placket and collar.

Please note:

- White colour piping on Black/ash
- Ash colour piping on other colourways.

PS49 MEN'S COOLDRY® SHORT SLEEVE CONTRAST POLO

EASY FIT	XS	S	M	L	XL	2XL	3XL	4XL	5XL
HALF CHEST	51.0	53.5	56.0	58.5	61.0	63.5	66.0	71.0	71.0
BODY LENGTH	67.5	70.0	72.5	75.0	77.5	80.0	82.5	87.5	87.5

PS49K - KIDS' COOLDRY® SHORT SLEEVE CONTRAST POLO

EASY FIT	6K	8K	10K	12K	14K
HALF CHEST	37.0	40.0	43.0	46.0	49.0
BODY LENGTH	49.0	53.0	57.0	61.0	65.0

PS50 - LADIES' COOLDRY® SHORT SLEEVE CONTRAST POLO

MODERN FIT	8	10	12	14	16	18
HALF CHEST	43.5	46.0	48.5	51.0	53.5	56.0
BODY LENGTH	60.0	62.0	64.0	66.0	68.0	70.0

WEIGHT & SIZE MEASUREMENTS ARE FOR GUIDANCE ONLY





PS19/PS20/PS24 CHAMPION POLO

CoolDry® Short Sleeve Contrast Colour Polo

COOLDRY® MESH,165GSM - 100% POLYESTER
Breathable diamond knitted fabric. Short raglan sleeves.
Contrast piping on raglan sleeve seams and on collar.

PS20 MEN'S COOLDRY® RAGLAN SHORT SLEEVE CONTRAST POLO

EASY FIT	S	M	L	XL	2XL	3XL	4XL	5XL
HALF CHEST	53.5	56.0	58.5	61.0	63.5	66.0	68.5	71.0
BODY LENGTH	70.0	72.0	74.0	76.0	78.0	80.0	82.0	84.0

PS24 KIDS' COOLDRY® RAGLAN SHORT SLEEVE CONTRAST POLO

EASY FIT	4K	6K	8K	10K	12K	14K	16K
HALF CHEST	38.5	41.0	43.5	46.0	48.5	51.0	53.5
BODY LENGTH	52.0	55.0	58.0	61.0	64.0	67.0	70.0

PS19 LADIES' COOLDRY® RAGLAN SHORT SLEEVE CONTRAST POLO

MODERN FIT	8	10	12	14	16	18
HALF CHEST	46.0	48.5	51.0	53.5	56.0	58.5
BODY LENGTH	62.0	64.0	66.0	68.0	70.0	72.0

WEIGHT & SIZE MEASUREMENTS ARE FOR GUIDANCE ONLY





PS43/PS44/PS43K CHAMPION PLUS POLO

CoolDry® Long Sleeve Contrast Colour Polo

COOLDRY® MESH, 165GSM - 100% POLYESTER
Breathable diamond knitted fabric. Long raglan sleeves.
Contrast piping on raglan sleeve seams and on collar.

PS43 MEN'S COOLDRY® RAGLAN LONG SLEEVE CONTRAST POLO

EASY FIT	S	M	L	XL	2XL	3XL	4XL	5XL
HALF CHEST	53.5	56.0	58.5	61.0	63.5	66.0	68.5	71.0
BODY LENGTH	70.0	72.0	74.0	76.0	78.0	80.0	82.0	84.0

PS43K KIDS' COOLDRY® RAGLAN LONG SLEEVE CONTRAST POLO

EASY FIT	4K	6K	8K	10K	12K	14K	16K
HALF CHEST	38.5	41.0	43.5	46.0	48.5	51.0	53.5
BODY LENGTH	52.0	55.0	58.0	61.0	64.0	67.0	70.0

PS44 LADIES' COOLDRY® RAGLAN LONG SLEEVE CONTRAST POLO

MODERN FIT	8	10	12	14	16	18
HALF CHEST	46.0	48.5	51.0	53.5	56.0	58.5
BODY LENGTH	62.0	64.0	66.0	68.0	70.0	72.0

WEIGHT & SIZE MEASUREMENTS ARE FOR GUIDANCE ONLY



BLACK/GOLD

BLACK/RED

BLACK/WHITE

NAVY/GOLD

NAVY/RED



NAVY/WHITE

NAVY/RED

NAVY/ROYAL

WHITE/NAVY





PS51/PS52 OLYMPIC POLO

CoolDry® Mesh Contrast Short Sleeve Polo

COOLDRY® MESH, 165GSM - 100% POLYESTER

S shape contrast on front & back of polo. Great colour range for sports, casual or team wear.

PS51 MEN'S COOLDRY® SOFT MESH POLO

EASY FIT	S	M	L	XL	2XL	3XL	4XL	5XL
HALF CHEST	53.5	56.0	58.5	61.0	63.5	66.0	68.5	71.0
BODY LENGTH	70.0	72.5	75.0	77.5	80.0	82.5	85.0	87.5

PS52 LADIES' COOLDRY® SOFT MESH POLO

MODERN FIT	8	10	12	14	16	18	20	22	24
HALF CHEST	43.5	46.0	48.5	51.0	53.5	56.0	58.5	61.0	63.5
BODY LENGTH	60.0	62.0	64.0	66.0	68.0	70.0	72.0	74.0	76.0

WEIGHT & SIZE MEASUREMENTS ARE FOR GUIDANCE ONLY



BLACK/ORANGE

GREEN/NAVY

MAROON/WHITE

NAVY/SKY



NAVY/WHITE

RED/GREY

SKY/NAVY

WHITE/NAVY



PS30 ATHENS SPORT POLO

CoolDry® Micro-mesh Short Sleeve Polo

COOLDRY® MESH, 165GSM - 100% POLYESTER

Hard wearing, comfortable to wear. Suitable for corporate, club & team wear.

PS30 MEN'S COOLDRY® SHORT SLEEVE POLO

EASY FIT	S	M	L	XL	2XL	3XL	4XL	5XL
HALF CHEST	53.5	56.0	58.5	61.0	63.5	66.0	68.5	71.0
BODY LENGTH	70.0	72.0	74.0	76.0	78.0	80.0	82.0	84.0

WEIGHT & SIZE MEASUREMENTS ARE FOR GUIDANCE ONLY



BLACK/WHITE

GREY/BLACK

NAVY/RED

NAVY/SKY



NAVY/WHITE

ROYALWHITE

SKY/NAVY

WHITE/BLACK



MATCHING STYLES: CH38 Page 344, CH48 Page 342

PS28 TRI SPORT POLO

CoolDry® Tri-colour Contrast Short Sleeve Polo

COOLDRY® MESH, 165GSM - 100% POLYESTER

Hard wearing, comfortable to wear. Suitable for corporate, club & team wear.

PS28 MEN'S COOLDRY® SHORT SLEEVE POLO

EASY FIT	S	M	L	XL	2XL	3XL	4XL	5XL
HALF CHEST	53.5	56.0	58.5	61.0	63.5	66.0	68.5	71.0
BODY LENGTH	70.0	72.0	74.0	76.0	78.0	80.0	82.0	84.0

WEIGHT & SIZE MEASUREMENTS ARE FOR GUIDANCE ONLY



BLACK/WHITE/RED

GREY/WHITE/BLACK

NAVY/RED/GOLD



NAVY/ WHITE/GOLD

NAVY/WHITE/RED

WHITE/GOLD/BOTTLE

PS21 FORMULA POLO

CoolDry® Short Sleeve Polo

COOLDRY® MESH, 160GSM - 100% POLYESTER

Hard wearing, comfortable to wear, self fabric collar. Suitable for corporate or club team wear.

PS21 MEN'S COOLDRY® SHORT SLEEVE POLO

EASY FIT	S	M	L	XL	2XL	3XL	4XL	5XL
HALF CHEST	53.5	56.0	58.5	61.0	63.5	66.0	68.5	71.0
BODY LENGTH	70.0	72.0	74.0	76.0	78.0	80.0	82.0	84.0

WEIGHT & SIZE MEASUREMENTS ARE FOR GUIDANCE ONLY



BLACK

NAVY

WHITE



PS08

PS48A



PS08/PS48A LIBERTY POLO

Poly/Cotton Contrast Pique Short Sleeve Polo

POLY/COTTON PIQUE, 240GSM - 65% POLYESTER, 35% COTTON
Contrast colour polo. Contrast colour on collar, cuffs and placket.

PS08 MEN'S CONTRAST PIQUE SHORT SLEEVE POLO

EASY FIT	XS	S	M	L	XL	2XL	3XL	4XL	5XL
HALF CHEST	51.0	53.5	56.0	58.5	61.0	63.5	66.0	68.5	71.0
BODY LENGTH	69.0	71.5	74.0	76.5	79.0	81.5	84.0	86.5	89.0

PS48 LADIES' CONTRAST PIQUE SHORT SLEEVE POLO

MODERN FIT	6	8	10	12	14	16	18
HALF CHEST	42	44.5	47	49.5	52	55	58
BODY LENGTH	58	60	62	64	66	68	70

WEIGHT & SIZE MEASUREMENTS ARE FOR GUIDANCE ONLY



BLACK/GOLD

BLACK/RED

BLACK/WHITE

GREY/BLACK



NAVY/GOLD

NAVY/WHITE

RED/WHITE



ROYAL/WHITE

WHITE/NAVY

WHITE/RED



PS05 MACQUARIE POLO **UNISEX**

Cotton Contrast Jersey Knit Short Sleeve Polo

COMBED COTTON JERSEY, 210GSM - 100% COTTON
Twin needle stitched all over garment. Half moon yoke, drop tail & side vents. Subtle contrast piping in collar, cuffs & under placket on Black/white and Navy/white only.

PS05 ADULT'S COMBED COTTON JERSEY POLO

EASY FIT	XS	S	M	L	XL	2XL	3XL	4XL	5XL
HALF CHEST	50.0	53.5	56.0	58.5	61.0	63.5	66.0	68.5	71.0
BODY LENGTH	68.0	70.0	72.0	74.0	76.0	78.0	80.0	82.0	84.0

WEIGHT & SIZE MEASUREMENTS ARE FOR GUIDANCE ONLY



BLACK

BLACK/WHITE

NAVY



NAVY/WHITE

ROYAL



PS25/PS26 CAMBRIDGE POLO

Cotton Contrast Piping Short Sleeve Polo

COMBED COTTON - DOBBY MESH, 240GSM - 100% COMBED COTTON

One button placket. Contrast piping on sides and shoulder seams.

PS25 MEN'S PURE COTTON CONTRAST PIPING SHORT SLEEVE POLO

EASY FIT	S	M	L	XL	2XL	3XL	4XL	5XL
HALF CHEST	53.5	56.0	58.5	61.0	63.5	66.0	68.5	71.0
BODY LENGTH	70.0	72.0	74.0	76.0	78.0	80.0	82.0	84.0

PS26 LADIES' PURE COTTON CONTRAST PIPING SHORT SLEEVE POLO

MODERN FIT	8	10	12	14	16	18
HALF CHEST	45.0	47.0	49.0	51.0	53.0	56.0
BODY LENGTH	59.0	61.0	63.0	65.0	67.0	69.0

WEIGHT & SIZE MEASUREMENTS ARE FOR GUIDANCE ONLY



BLACK/WHITE

NAVY/WHITE

WHITE/NAVY



PS68 STATESMAN POLO

TrueDry® Tri-colour, Short Sleeve Polo

TRUEDRY® COTTON BACKING MESH, 160GSM - 60% COTTON, 40% POLYESTER

Piping and contrast colour on side panels.

PS68 MEN'S TRUEDRY® TRI-COLOUR POLO

EASY FIT	S	M	L	XL	2XL	3XL	4XL	5XL
HALF CHEST	53.5	56.0	58.5	61.0	63.5	66.0	68.5	71.0
BODY LENGTH	70.0	72.5	74.0	76.0	78.0	80.0	82.0	84.0


WEIGHT & SIZE MEASUREMENTS ARE FOR GUIDANCE ONLY



BLACK/WHITE/GREY

BLACK/WHITE/RED

NAVY/WHITE/RED



PS81/PS82/PS81K VERVE POLO

CoolDry® Soild Colour Short Sleeve Mini Piqué Polo

COOLDRY® POLYESTER MINI PIQUÉ, 160GSM - 100% POLYESTER
Double stitched hems. A flat knitted collar finished with a self-colour neck tape and matching colourway buttons.

PS81 MEN'S COOLDRY® POLYESTER PIQUÉ POLO

EASY FIT	XS	S	M	L	XL	2XL	3XL	4XL	5XL
HALF CHEST	51.0	53.5	56.0	58.5	61.0	63.5	66.0	68.5	71.0
BODY LENGTH	68.0	70.0	72.0	74.0	76.0	78.0	80.0	82.0	84.0

PS81K KIDS' COOLDRY® POLYESTER PIQUÉ POLO

EASY FIT	4K	6K	8K	10K	12K	14K	16K
HALF CHEST	33.0	36.0	39.0	42.0	45.0	48.0	53.5
BODY LENGTH	52.0	55.0	58.0	61.0	64.0	67.0	70.0

PS82 LADIES' COOLDRY® POLYESTER PIQUÉ POLO

MODERN FIT	8	10	12	14	16	18	20	22	24
HALF CHEST	43.5	46.0	48.5	51.0	54.0	57.0	60.0	63.0	66.0
BODY LENGTH	62.0	62.0	64.0	66.0	68.0	70.0	72.0	73.0	74.0

WEIGHT & SIZE MEASUREMENTS ARE FOR GUIDANCE ONLY





PS63/PS64 CONNECTION POLO

TrueDry® Solid Colour Short Sleeve Pique Polo

TRUEDRY® COTTON BACKING PIQUE, 170GSM - 60% COTTON, 40% POLYESTER
Flat knitted collar and cuffs, sides split with tapes at the hem. Loose pocket included.

PS63 MEN'S TRUEDRY® SOLID COLOUR PIQUE POLO

EASY FIT	S	M	L	XL	2XL	3XL	4XL	5XL
HALF CHEST	53.5	56.0	58.5	61.0	63.5	66.0	68.5	71.0
BODY LENGTH	70/72	72/74	74/76	76/78	78/80	80/82	82/84	84/86

PS64 LADIES' TRUEDRY® SOLID COLOUR PIQUE POLO

MODERN FIT	8	10	12	14	16	18	20
HALF CHEST	43.5	46.0	48.5	51.0	54.0	57.0	60.0
BODY LENGTH	60.0	62.0	64.0	66.0	68.0	70.0	72.0

WEIGHT & SIZE MEASUREMENTS ARE FOR GUIDANCE ONLY





PS33/PS34A VICTORY POLO

TrueDry® Short Sleeve Polo

TRUEDRY® COTTON BACKING MESH, 160GSM

60% COTTON, 40% POLYESTER

Durable polymesh knit in CoolDry® polyester with cotton back, making this shirt comfortable to wear.



PS33 MEN'S TRUEDRY® SHORT SLEEVE POLO

EASY FIT	XS	S	M	L	XL	2XL	3XL	4XL	5XL
HALF CHEST	51	53.5	56	58.5	61	63.5	66	68.5	71
BODY LENGTH	68/71	70/73	72/75	74/77	76/79	78/81	80/83	82/85	84/87

PS34A LADIES' TRUEDRY® SHORT SLEEVE POLO

MODERN FIT	8	10	12	14	16	18	20	22	24
HALF CHEST	43.5	46	48.5	51	54	57	60	63	66
BODY LENGTH	60	62	64	66	68	70	72	74	78

WEIGHT & SIZE MEASUREMENTS ARE FOR GUIDANCE ONLY





PS35 VICTORY PLUS POLO

UNISEX

TrueDry® Long Sleeve Polo

TRUEDRY® COTTON BACKING MESH, 160GSM
 60% COTTON, 40% POLYESTER
 Natural cotton backing makes it comfortable to wear.
 A polo suitable for many occasions.



BEIGE BLACK NAVY


PS35 MEN'S TRUEDRY® LONG SLEEVE POLO

EASY FIT	XS	S	M	L	XL	2XL	3XL	4XL	5XL
HALF CHEST	51.0	53.5	56.0	58.5	61.0	63.5	66.0	68.5	71.0
BODY LENGTH	68/71	70/73	72/75	74/77	76/79	78/81	80/83	82/85	84/87

WEIGHT & SIZE MEASUREMENTS ARE FOR GUIDANCE ONLY



STEEL GREY WHITE



PS59/PS60 LUCKY BAMBOO POLO

Bamboo Charcoal Eco Fabric Short Sleeve Polo

BAMBOO CHARCOAL INTERLOCK, 165GSM
50% POLYESTER, 50% BAMBOO CHARCOAL

Breathability characteristics allows air permeability for increased comfort and moisture dispersion. De-Odorized capabilities. Built in Anti-Bacterial and Anti-Fungal properties and less tendency to cause allergies. Durable performance features are effective even after 50 laundering. Easy care/ Iron free.

PS59 MEN'S BREATHABLE BAMBOO CHARCOAL SHORT SLEEVE POLO

EASY FIT	S	M	L	XL	2XL	3XL	4XL	5XL
HALF CHEST	53.5	56.0	58.5	61.0	63.5	66.0	68.5	71.0
BODY LENGTH	70.0	72.0	74.0	76.0	78.0	80.0	82.0	84.0

PS60 LADIES' BREATHABLE BAMBOO CHARCOAL SHORT SLEEVE POLO

MODERN FIT	8	10	12	14	16	18
HALF CHEST	44.5	47.0	49.5	52.0	54.5	57.0
BODY LENGTH	60.0	62.0	64.0	66.0	68.0	70.0

WEIGHT & SIZE MEASUREMENTS ARE FOR GUIDANCE ONLY



BLACK

NAVY



PS22/PS23 DELUX POLO **UNISEX**
Poly/Cotton Tight Pique Knit Short Sleeve Polo

POLY/COTTON PIQUE, 240GSM - 65% POLYESTER, 3 5% COTTON
Quality short sleeve polo with flat knit collar & cuffs.



WEIGHT & SIZE MEASUREMENTS ARE FOR GUIDANCE ONLY

PS22 MEN'S TIGHT PIQUE KNIT SHORT SLEEVE POLO								
EASY FIT	S	M	L	XL	2XL	3XL	4XL	5XL
HALF CHEST	53.5	56.0	58.5	61.0	63.5	66.0	68.5	71.0
BODY LENGTH	71.5	74.0	76.5	79.0	81.5	84.0	86.5	89.0

PS23 LADIES' TIGHT PIQUE KNIT SHORT SLEEVE POLO						
EASY FIT	8	10	12	14	16	18
HALF CHEST	47.0	49.5	52.0	54.5	57.0	59.5
BODY LENGTH	62.0	64.0	66.0	68.0	70.0	72.0

BLACK NAVY WHITE



PS55/PS56 DARLING HARBOUR POLO

Cotton Stretch Short Sleeve Polo

COTTON STRETCH PIQUE, 200GSM - 95% COTTON, 5% ELASTANE

Soft feel, yet hard wearing. Full taped neck seam & half moon yoke. Twin needle stitched all over garment. Side splits.

PS55 MEN'S COTTON STRETCH PIQUE POLO

EASY FIT	S	M	L	XL	2XL	3XL	4XL	5XL
HALF CHEST	53.5	56.0	58.5	61.0	63.5	66.0	68.5	71.0
BODY LENGTH	70.0	72.5	75.0	77.5	80.0	82.5	85.0	87.5

PS56 LADIES' COTTON STRETCH PIQUE POLO

SLIM FIT	8	10	12	14	16	18	20	22
HALF CHEST	42.0	45.0	47.5	50.0	52.5	55.0	57.5	60.0
BODY LENGTH	60.0	62.0	64.0	66.0	68.0	70.0	72.0	74.0

WEIGHT & SIZE MEASUREMENTS ARE FOR GUIDANCE ONLY





PS75/PS76 ICON POLO

CoolDry® Textured Polo

COOLDRY® POLYESTER SELF STRIPE JACQUARD, 165GSM - 100% POLYESTER

Performance fabric designed for superior moisture evaporation. Horizontally textured self stripe pattern fabric. Superb quality flat collar. Side splits. Loose pocket included. Ideal for corporate uniforms.

PS75 MEN'S COOLDRY TEXTURED POLO

EASY FIT	S	M	L	XL	2XL	3XL	4XL	5XL
HALF CHEST	53.5	56	58.5	61	63.5	66	68.5	71
BODY LENGTH	70	72	74	76	80	81	82	83

PS76 LADIES' COOLDRY TEXTURED POLO

SLIM FIT	8	10	12	14	16	18	20	22	24
HALF CHEST	44.5	47	49.5	52	55	58	61	64	67
BODY LENGTH	60	62	64	66	68	70	72	74	76

WEIGHT & SIZE MEASUREMENTS ARE FOR GUIDANCE ONLY



BLACK



NAVY



RED



ROYAL



WHITE



PS11/PS11K TRADITIONAL POLO **UNISEX**
Poly/Cotton Pique Knit Short Sleeve Polo

POLY/COTTON PIQUE, 240GSM - 65% POLYESTER, 35% COTTON

Full taped neck seam & half moon yoke. Twin needle stitched all over garment, ridged collar & side splits.

PS11 PIQUE KNIT SHORT SLEEVE POLO (UNISEX)

EASY FIT	XS	S	M	L	XL	2XL	3XL	4XL	5XL
HALF CHEST	51.0	53.5	56.0	58.5	61.0	63.5	66.0	68.5	71.0
BODY LENGTH	69.0	71.5	74.0	76.5	79.0	81.5	84.0	86.5	89.0

PS11K KIDS' PIQUE KNIT SHORT SLEEVE POLO

EASY FIT	4K	6K	8K	10K	12K	14K
HALF CHEST	35.5	38.5	41.5	44.5	47.5	50.5
BODY LENGTH	45.0	49.0	53.0	57.0	61.0	65.0

WEIGHT & SIZE MEASUREMENTS ARE FOR GUIDANCE ONLY







PS39/PS40 LONGBEACH POLO

Cotton Pique Knit Short Sleeve Polo

PS39: 210GSM - 100% COMBED COTTON PIQUE, Rib knitted collar and cuff, top stitch at shoulders and armholes, boxed placket with 3 buttons. Side splits with matching twill tape at the hem.

PS40: 200GMS - 95% COTTON, 5% ELASTANE - COTTON STRETCH PIQUE

Rib button-less placket, knitted rib cuff, side splits with matching twill tape at the hem.

PS39 MEN'S SHORT SLEEVE 100% COTTON PIQUE POLO

EASY FIT	S	M	L	XL	2XL	3XL	4XL	5XL
HALF CHEST	53.5	56.0	58.5	61.0	63.5	66.0	68.5	71.0
BODY LENGTH	72.0	74.0	76.0	78.0	80.0	82.0	84.0	86.0

PS40 LADIES' SHORT SLEEVE COTTON/ELASTANE POLO

SLIM FIT	6	8	10	12	14	16	18	20	22	24
HALF CHEST	39.5	42	44.5	47	49.5	52	54.5	57	59.5	62
BODY LENGTH	58	60	62	64	66	68	70	72	73	74

WEIGHT & SIZE MEASUREMENTS ARE FOR GUIDANCE ONLY





PS41 POCKET POLO

Poly/Cotton Pique Pocket Short Sleeve Polo

POLY/COTTON PIQUE, 240GSM - 65% POLYESTER, 35% COTTON
 Left hand chest pocket. Full taped neck seam & half moon yoke. Twin needle stitched all over garment, ridged collar & side vents.

PS41 POLY/COTTON PIQUE FABRIC POCKET POLO

EASY FIT	XS	S	M	L	XL	2XL	3XL	4XL	5XL
HALF CHEST	51.0	53.5	56.0	58.5	61.0	63.5	66.0	68.5	71.0
BODY LENGTH	69.0	71.5	74.0	76.5	79.0	81.5	84.0	86.5	89.0

WEIGHT & SIZE MEASUREMENTS ARE FOR GUIDANCE ONLY



TEE SHIRTS & ACTIVEWEAR


STYLE	DESCRIPTION	PAGE
CP29	Men's CoolDry® Polyester Cricket Pants	75
CP29	Men's CoolDry® Polyester Cricket Pants	75
CP29K	Kids' CoolDry® Polyester Cricket Pants	75
CP29K	Kids' CoolDry® Polyester Cricket Pants	75
PS29	Men's TrueDry® Mesh Knit Short Sleeve Cricket Short Sleeve Polo	75
PS29K	Kids' TrueDry® Mesh Knit Short Sleeve Cricket Short Sleeve Polo	75
PS29KL	Kids' TrueDry® Mesh Knit Short Sleeve Cricket Long Sleeve Polo	75
PS29L	Men's TrueDry® Mesh Knit Short Sleeve Cricket Long Sleeve Polo	75
PS29Q	Men's TrueDry® Mesh Knit Short Sleeve Cricket 3/4 Sleeve Polo	75
TS01A	Unisex 100% Cotton Crew Neck Traditional Tee	67
TS01KA	Kids' Unisex 100% Cotton Crew Neck Traditional Tee	67
TS02	Men's 100% Cotton Crew Neck Long Sleeve Tee	70
TS04A	Ladies' Cotton Stretch V-Neck Short Sleeves Tee Shirt	69
TS05A	Ladies' Cotton Stretch V-Neck Long Sleeves Tee Shirt	70
TS07A	Men's Cotton Stretch V-Neck Short Sleeves Tee Shirt	69
TS12	Unisex CoolDry® Mesh Contrast Tee	53
TS12K	Kids' Unisex CoolDry® Mesh Contrast Tee	53
TS15	Ladies' Cotton Stretch Fitted Tee	68
TS16	Men's Cotton Stretch Fitted Tee	68
TS17	Ladies' TrueDry® Contrast Singlet	55
TS18	Men's 100% Cotton Singlet 100%	72
TS19	Men's Contrast CoolDry® Mesh Singlet	55
TS19A	Men's Contrast TrueDry® Mesh Singlet	55
TS19K	Kids' Men's Contrast TrueDry® Mesh Singlet	55
TS20	Unisex Crew Neck Short Sleeve Tee	61
TS21A	Ladies' Cotton Stretch Fitted Singlet	71
TS23	Unisex CoolDry® Short Sleeve Tee	63
TS23K	Kids' Unisex CoolDry® Short Sleeve Tee	63
TS27	Men's Heather Tee Shirt	59
TS28	Ladies' Heather Tee Shirt	59
TS29	Men's CoolDry® Stretch Tee Shirt	58
TS30	Ladies' CoolDry® Stretch Tee Shirt	58
TS37	Men's 100% Cotton Semit Fitted Tee Shirt	65
TS37K	Kids' 100% Cotton Semit Fitted Tee Shirt	65
TS38	Ladies' 100% Cotton Semit Fitted Tee Shirt	65
TS53	Men's TrueDry® Short Sleeve Fashion Tee Shirt	51
TS53K	Kids' TrueDry® Short Sleeve Fashion Tee Shirt	51
TS54	Ladies' TrueDry® Short Sleeve Fashion Tee Shirt	51
TS71	Men's CoolDry® Athletic Tee Shirt	56
TS72	Ladies' CoolDry® Athletic Tee Shirt	56
TS73	Men's CoolDry® Athletic Singlet	57
TS74	Ladies' CoolDry® Athletic Singlet	57
TS81	Unisex Adults' CoolDry®Reversible Basketball Singlet	77
TS81K	Kids' CoolDry®Reversible Basketball Singlet	77
TS83	Unisex Adults' CoolDry® Basketball Contrast Colour Singlet	79
TS83K	Kids' CoolDry® Basketball Contrast Colour Singlet	79
TS85	Unisex Adults' CoolDry® Soccer Jersey	81
TS85K	Kids' CoolDry® Soccer Jersey	81
TS89	Unisex CoolDry® Mesh Contrast Piping Polo	73
SS01A	Unisex CoolDry® Shorts	82
SS01K	Kids' CoolDry® Shorts	82
SS21	Adults' CoolDry® Basketball Shorts	77
SS21K	Kids' CoolDry® Basketball Shorts	77
SS23	Adults' CoolDry® Basketball Contrast Colour Shorts	79
SS23K	Kids' CoolDry® Basketball Contrast Colour Shorts	79
SS25	Adults' CoolDry® Soccer Shorts	81
SS25K	Kids' CoolDry® Soccer Shorts	81
SS27	Men's Performance Shorts	82
SS28	Ladies' Performance Shorts	82
SS29	Adults' Microfibre Shorts	83
SS29K	Kids' Microfibre Shorts	83
SL53	Men's TrueDry® Fashion Singlet	60
SL54	Ladies' TrueDry® Fashion Singlet	60





TS53K

TS54



TS53/TS54/TS53K LEGEND TEE SHIRT

TrueDry® Fashion Short Sleeve Tee Shirt

TRUEDRY® COTTON BACKING MESH, 160GSM
60% COTTON, 40% POLYESTER
Breathable mesh panels under arms & on sides. Short sleeves. Contrast panels and piping on shoulders and sleeves - front and back.

TS53 - MEN'S TRUEDRY® SHORT SLEEVE FASHION TEE SHIRT

EASY FIT	XS	S	M	L	XL	2XL	3XL	4XL	5XL
HALF CHEST	51	53.5	56	58.5	61	63.5	66	68.5	71
BODY LENGTH	68	70	72	74	76	78	80	82	84

TS53K - KIDS' TRUEDRY® SHORT SLEEVE FASHION TEE SHIRT

EASY FIT	4K	6K	8K	10K	12K	14K
HALF CHEST	36	38.5	41	43.5	46	48.5
BODY LENGTH	45	49	53	57	61	65

TS54 - LADIES' TRUEDRY® SHORT SLEEVE FASHION TEE SHIRT

MODERN FIT	8	10	12	14	16	18	20	22	24
HALF CHEST	43.5	46	48.5	51	54	57	60	63	66
BODY LENGTH	60	62	64	66	68	70	72	73	74

WEIGHT & SIZE MEASUREMENTS ARE FOR GUIDANCE ONLY



TS53



BLACK/AQUA NAVY



BLACK/ASH



BLACK/RED



BLACK/WHITE



NAVY/AQUA



NAVY/GOLD



NAVY/RED



NAVY/SKY



NAVY/WHITE



RED/WHITE



ROYAL/GOLD



ROYAL/WHITE



WHITE/NAVY



TS12



TS12/TS12K TEAMMATE TEE

CoolDry® Mesh Contrast Tee

UNISEX

COOLDRY® MESH, 160GSM - 100% POLYESTER
Contrast panel on sides. Round neck.

TS12 ADULTS' COOLDRY® CONTRAST TEE

EASY FIT	2XS	XS	S	M	L	XL	2XL	3XL
HALF CHEST	48.5	51.0	53.5	56.0	58.5	61.0	63.5	66.0
BODY LENGTH	66.0	68.0	70.0	72.0	74.0	76.0	78.0	80.0

TS12K KIDS' COOLDRY® CONTRAST TEE

EASY FIT	6K	8K	10K	12K	14K
HALF CHEST	37.0	40.0	43.0	46.0	49.0
BODY LENGTH	48.0	52.0	56.0	60.0	64.0

WEIGHT & SIZE MEASUREMENTS ARE FOR GUIDANCE ONLY





TS17

TS19
TS19A



TEE SHIRTS & ACTIVE WEAR

TS17/TS19/TS19A/TS19K TEAMMATE SINGLET

CoolDry® / TrueDry® Contrast Singlet

TRUEDRY® COTTON BACKING MESH, 60% COTTON, 40% POLYESTER
Contrast panel on sides

TS19 MEN'S CONTRAST COOLDRY® MESH SINGLET

EASY FIT	XS	S	M	L	XL	2XL	3XL
HALF CHEST	50.0	52.5	55.0	57.5	60.0	62.5	65.0
BODY LENGTH	67.5	69.0	70.5	72.0	73.5	75.0	76.5

TS19A MEN'S CONTRAST TRUEDRY® MESH SINGLET

EASY FIT	XS	S	M	L	XL	2XL	3XL
HALF CHEST	50.0	52.5	55.0	57.5	60.0	62.5	65.0
BODY LENGTH	67.5	69.0	70.5	72.0	73.5	75.0	76.5

TS19K KIDS' CONTRAST TRUEDRY® MESH SINGLET

EASY FIT	6K	8K	10K	12K	14K
HALF CHEST	38.5	41.0	43.5	46.0	48.5
BODY LENGTH	52.0	55.0	58.0	61.0	64.0

TS17 LADIES' CONTRAST TRUEDRY® MESH SINGLET

MODERN FIT	8	10	12	14	16	18
HALF CHEST	42.5	45.0	47.5	50.0	52.5	55.0
BODY LENGTH	58.0	60.0	62.0	64.0	66.0	68.0


WEIGHT & SIZE MEASUREMENTS ARE FOR GUIDANCE ONLY



BLACK/GOLD BLACK/RED BLACK/WHITE BOTTLE/GOLD MAROON/WHITE NAVY/GOLD



NAVY/RED NAVY/WHITE RED/WHITE ROYAL/WHITE SKY/NAY WHITE/NAVY WHITE/RED



TS71/TS72 SPRINT TEE SHIRT

CoolDry® Athletic Tee Shirt

COOLDRY® OTTOMAN, 140GSM - 100% POLYESTER
Moisture wicking management fabric. Ultra light mesh in contrast contoured side panels for ventilation. Excellent fit and comfort for athletes.

TS71 MEN'S SPRINT TEE SHIRT


MODERN FIT	S	M	L	XL	2XL	3XL
HALF CHEST	50.0	52.5	55.0	57.5	60.0	62.5
BODY LENGTH	68.0	70.0	72.0	74.0	76.0	78.0

TS72 LADIES' SPRINT TEE SHIRT

MODERN FIT	6	8	10	12	14	16	18
HALF CHEST	40.0	42.5	45.0	47.5	50.0	52.5	55.0
BODY LENGTH	56.0	58.0	60.0	62.0	64.0	66.0	68.0

WEIGHT & SIZE MEASUREMENTS ARE FOR GUIDANCE ONLY





TS73/TS74 SPRINT SINGLET
CoolDry® Athletic Singlet

COOLDRY® OTTOMAN, 140GSM - 100% POLYESTER
Moisture wicking management fabric. Ultra light mesh in contrast contoured side panels for ventilation. Excellent fit and comfort for athletes.

TS73 MEN'S SPRINT SINGLET

MODERN FIT	S	M	L	XL	2XL	3XL
HALF CHEST	50.0	52.5	55.0	57.5	60.0	62.5
BODY LENGTH	68.0	70.0	72.0	74.0	76.0	78.0

TS74 LADIES' SPRINT SINGLET

MODERN FIT	6	8	10	12	14	16	18
HALF CHEST	40.0	42.5	45.0	47.5	50.0	52.5	55.0
BODY LENGTH	56.0	58.0	60.0	62.0	64.0	66.0	68.0

WEIGHT & SIZE MEASUREMENTS ARE FOR GUIDANCE ONLY





TS29/TS30 ROTATOR TEE SHIRT

CoolDry® Stretch Tee

COOLDRY® JERSEY, 160GSM - 92% POLYESTER, 8% ELASTANE JERSEY
CoolDry® functions with breathable mesh side panels and back. Regenerates the body through oxygen intake, facilitating active performance.

TS29 MEN'S COOLDRY® STRETCH TEE SHIRT

MODERN FIT	S	S	M	L	XL	2XL	3XL
HALF CHEST	49	51.5	54	57	60	63	66
BODY LENGTH	68	70	72	74	76	78	80

TS30 LADIES' COOLDRY® STRETCH TEE SHIRT

MODERN FIT	6	8	10	12	14	16	18
HALF CHEST	43.5	46	48.5	51	53.5	56	59
BODY LENGTH	60	62	64	68	70	71	72

WEIGHT & SIZE MEASUREMENTS ARE FOR GUIDANCE ONLY





TS27/TS28 SPRINT HIGH PERFORMANCE TEE

Heather Tee Shirt

COTTON/POLY JERSEY, 140GSM - 50%COTTON, 50%POLYESTER JERSEY
 Stylish, soft and lightweight. Cover stitch increases durability and assists in high intensity active performance.

TS27 MEN'S HEATHER TEE SHIRT

MODERN FIT	S	M	L	XL	2XL	3XL
HALF CHEST	51.5	54	57	60	63	66
BODY LENGTH	70	72	74	76	78	80

TS28 LADIES' HEATHER TEE SHIRT

MODERN FIT	8	10	12	14	16	18	20	22
HALF CHEST	46	48.5	51	53.5	56	59	63	67
BODY LENGTH	62	64	66	68	70	71	72	73

WEIGHT & SIZE MEASUREMENTS ARE FOR GUIDANCE ONLY



BLACK

GREY

NAVY



SL53/SL54 LEGEND SINGLET

TrueDry® Fashion Singlet

TRUEDRY® COTTON BACKING MESH, 160GSM

60% COTTON, 40% POLYESTER

Breathable mesh panels under arms & on sides. Contrast panels and piping on shoulders and sleeves - front and back.

SL53 MEN'S TRUEDRY® FASHION SINGLET

EASY FIT	XS	S	M	L	XL	2XL	3XL	4XL	5XL
HALF CHEST	48.5	51	53.5	56	58.5	61	63.5	66	68.5
BODY LENGTH	68	70	72	74	76	78	80	82	84

SL54 LADIS' TRUEDRY® FASHION SINGLET

MODERN FIT	8	10	12	14	16	18
HALF CHEST	42.5	45	47.5	50	53	56
BODY LENGTH	60	62	64	66	68	70

WEIGHT & SIZE MEASUREMENTS ARE FOR GUIDANCE ONLY





TS20 BUDGET TEE

UNISEX

100% Cotton Crew Neck Short Sleeve Tee


COTTON JERSEY, 155GSM - 100% COTTON
Spandex rib neck. Shoulder seam taped to reinforce the seam for stability. Twin needle stitched all over garment for strong and neat finish.

TS20 BUDGET UNISEX TEE SHIRT

MODERN FIT	XS	S	M	L	XL	2XL	3XL
HALF CHEST	48.5	51.5	54.0	56.5	59.0	62.0	65.0
BODY LENGTH	69.0	71.0	73.0	75.0	77.0	79.0	80.0

WEIGHT & SIZE MEASUREMENTS ARE FOR GUIDANCE ONLY





TS23/TS23K COOL TEE

CoolDry® Short Sleeve Tee

UNISEX

COOLDRY® WICKING MESH, 160GSM - 100% POLYESTER
Breathable mesh knitted fabric. Round neck.

TS23 COOLDRY® MESH KNITTED TEE						
EASY FIT	S	M	L	XL	2XL	3XL
HALF CHEST	53.5	56.0	58.5	61.0	63.5	66.0
BODY LENGTH	70.0	72.0	74.0	76.0	78.0	80.0

TS23K KIDS' COOLDRY® MESH KNITTED TEE					
EASY FIT	6K	8K	10K	12K	14K
HALF CHEST	37.0	40.0	43.0	46.0	49.0
BODY LENGTH	48.0	52.0	56.0	60.0	64.0

WEIGHT & SIZE MEASUREMENTS ARE FOR GUIDANCE ONLY



BLACK

NAVY

WHITE



TS37

TS38

TS37K



TS37/ TS37K/TS38 SAVVY TEE

100% Cotton Semi Fitted Tee Shirts

COMBED COTTON JERSEY, 185GSM - 100% COMBED COTTON

Simplicity in style. Crew neck design provided with twin stitching for a strong and contemporary finish.

TS37 MEN'S 100% COTTON SEMI FITTED TEE SHIRT

MODERN FIT	XS	S	M	L	XL	2XL	3XL	5XL
HALF CHEST	49.5	52	54.5	57	61	65	69	77
BODY LENGTH	68	71	73	75	77	79	81	83

TS37K KIDS' 100% COTTON SEMI FITTED TEE SHIRT

MODERN FIT	2K	4K	6K	8K	10K	12K	14K
HALF CHEST	32.5	35	37.5	40	42.5	45	47.5
BODY LENGTH	41	45	49	53	57	61	65

TS38 LADIES' 100% COTTON SEMI FITTED TEE SHIR.

MODERN FIT	6	8	10	12	14	16	18	20	22	24
HALF CHEST	43.5	46	48.5	51	53.5	56	59	63	67	71
BODY LENGTH	60	62	64	66	68	70	71	72	73	74

WEIGHT & SIZE MEASUREMENTS ARE FOR GUIDANCE ONLY





TSOTKA



TS01A/TS01KA PREMIUM TEE

100% Cotton Crew Neck Traditional Tee

UNISEX

COMBED COTTON JERSEY, 210GSM - 100% COMBED COTTON Spandex rib neck. Shoulder seam tape to reinforce the seam for stability. Twin needle stitched all over garment for strong and neat finish.

TS01A 100% COTTON CREW NECK SHORT SLEEVE TEE SHIRTS								
EASY FIT	XS	S	M	L	XL	2XL	3XL	5XL
HALF CHEST	51.0	53.5	56.0	58.5	61.0	63.5	66.0	71.0
BODY LENGTH	69.0	71.5	74.0	76.5	79.0	81.5	84.0	89.0

TS01KA KIDS' 100% COTTON CREW NECK SHORT SLEEVE TEE SHIRTS								
EASY FIT	2K	4K	6K	8K	10K	12K	14K	
HALF CHEST	29.5	32.5	35.5	38.5	41.5	44.5	47.5	
BODY LENGTH	39.0	43.0	47.0	51.0	55.0	59.0	63.0	

WEIGHT & SIZE MEASUREMENTS ARE FOR GUIDANCE ONLY



BLACK



BOTTLE



GOLD



GREY
(ADULTS ONLY)



NAVY



RED



ROYAL



SKY
(KIDS ONLY)



WHITE



TS15/TS16 SUPERFIT TEE

Cotton Stretch Fitted Tee

COTTON JERSEY STRETCH, 200GSM - 95% COTTON, 5% ELASTANE
Modern Fit. Shoulder seam taped to reinforce the seam for stability.

TS16 MEN'S FITTED STRETCH TEE SHIRTS

MODERN FIT	S	M	L	XL	2XL
HALF CHEST	52.0	54.0	56.0	58.0	60.0
BODY LENGTH	66.0	68.0	70.0	72.0	74.0

TS15 LADIES' FITTED STRETCH TEE SHIRTS

MODERN FIT	8	10	12	14	16	18
HALF CHEST	40.0	42.5	45.0	47.5	50.0	52.5
BODY LENGTH	56.0	58.0	60.0	62.0	64.0	66.0

WEIGHT & SIZE MEASUREMENTS ARE FOR GUIDANCE ONLY





TS04A

TS07A

TS04A/TS07A SHORT SLEEVE STRETCH TEE

Cotton Stretch Short Sleeve V-Neck Tee

COTTON JERSEY STRETCH, 180GSM - 95% COTTON, 5% ELASTANE
Short sleeves. V-Neck. Slim fit

TS07A MEN'S SHORT SLEEVE V-NECK TEE

SLIM FIT	S	M	L	XL	2XL	3XL
HALF CHEST	49.5	52.0	54.5	57.0	59.5	62.0
BODY LENGTH	70.0	72.0	74.0	76.0	78.0	80.0

TS04A LADIES' V-NECK STRETCH SHORT SLEEVE TEE

SLIM FIT	8	10	12	14	16	18
HALF CHEST	40.0	42.5	45.0	47.5	50.0	52.5
BODY LENGTH	59.0	61.0	63.0	65.0	67.0	69.0

WEIGHT & SIZE MEASUREMENTS ARE FOR GUIDANCE ONLY



BLACK



TS05A LONG SLEEVE STRETCH TEE

Cotton Stretch Ladies' Short Sleeve V-Neck Tee

COTTON JERSEY STRETCH, 180GSM - 95% COTTON, 5% ELASTANE

Long sleeves. V-Neck. Slim fit

TS05A LADIES' V-NECK LONG SLEEVE TEE

SLIM FIT	8	10	12	14	16	18
HALF CHEST	40.0	42.5	45.0	47.5	50.0	52.5
BODY LENGTH	59.0	61.0	63.0	65.0	67.0	69.0

WEIGHT & SIZE MEASUREMENTS ARE FOR GUIDANCE ONLY



BLACK



TS02 LONDON TEE

100% Cotton Crew Neck Long Sleeve Tee

COTTON JERSEY, 200GSM - 100% COTTON

Spandex rib neck. Shoulder seam taped to reinforce the seam for stability. Twin needle stitched all over garment for strong and neat finish.

TS02 MEN'S 100% COTTON CREW NECK LONG SLEEVE TEE SHIRTS

EASY FIT	S	M	L	XL	2XL	3XL
HALF CHEST	53.5	56.0	58.5	61.0	63.5	66.0
BODY LENGTH	71.5	74.0	76.5	79.0	81.5	84.0

WEIGHT & SIZE MEASUREMENTS ARE FOR GUIDANCE ONLY



BLACK

NAVY

WHITE



TS21A STRETCH RACERBACK SINGLET
 Ladies' Fitted Stretch Singlet

COTTON JERSEY STRETCH, 180GSM - 95% COTTON, 5% ELASTANE
 Racerback, Long line shape, Slim fit.

TS21A LADIES' FITTED STRETCH SINGLET						
SLIM FIT	8	10	12	14	16	18
HALF CHEST	37.5	40	42.5	45	48	51
BODY LENGTH	65	67	69	71	73	75

WEIGHT & SIZE MEASUREMENTS ARE FOR GUIDANCE ONLY





TS18 TRAINER'S COTTON SINGLET
100% Cotton Singlet

COTTON JERSEY, 200GSM - 100% COTTON
Modern fit singlet.

TS18 MEN'S COTTON SINGLET

EASY FIT	S	M	L	XL	2XL	3XL
HALF CHEST	50.0	52.5	55.0	57.5	60.0	62.5
BODY LENGTH	71.0	72.5	74.0	75.5	77.0	78.5

WEIGHT & SIZE MEASUREMENTS ARE FOR GUIDANCE ONLY



BLACK

NAVY

WHITE



TS89 CYCLING TOP

UNISEX

CoolDry® Mesh Contrast Piping Polo

COOLDRY® MESH, 160GSM - 100% POLYESTER

Made out of hi-vis CoolDry® performance fabric for ultimate wicking and breathability. Fluoro Yellow conforms to AS/ NZS 4602.1:2011 Class D for day use. White colour best suits for sublimation printing. Half length front zipper, elastic waist. Three rear pockets for storage of valuables.

TS89 CYCLING TOP

SLIM FIT	2XS/8	XS/10	S/12	M/14	L/16	XL/18	2XL/20	3XL/22
HALF CHEST	40.0	42.5	45.0	47.5	50.0	52.5	55.0	57.5
BODY LENGTH	54/60	56/60	58/64	60/66	62/68	64/70	66/72	68/74

WEIGHT & SIZE MEASUREMENTS ARE FOR GUIDANCE ONLY



FLUORO YELLOW

WHITE

PS29Q

CP29



PS29/PS29Q/PS29L/PS29K/PS29KL CRICKET POLO

TrueDry® Mesh Polo

TRUEDRY® COTTON BACKING MESH, 160GSM - 60% COTTON, 40% POLYESTER
Cricket Polo. Raglan sleeves. Designed to give performance, comfort and style.

PS29 MEN'S TRUEDRY® MESH KNIT SHORT SLEEVE CRICKET POLO

EASY FIT	XS	S	M	L	XL	2XL	3XL	4XL	5XL
HALF CHEST	51.0	53.5	56.0	58.5	61.0	63.5	66.0	68.5	71.0
BODY LENGTH	68/69.5	70/71.5	72/73.5	74/75.5	76/77.5	78/79.5	80/81.5	82/83.5	84/85.5

PS29Q MEN'S TRUEDRY® MESH KNIT 3/4 SLEEVE CRICKET POLO

EASY FIT	S	M	L	XL	2XL	3XL	4XL	5XL
HALF CHEST	53.5	56.0	58.5	61.0	63.5	66.0	68.5	71.0
BODY LENGTH	70/71.5	72/73.5	74/75.5	76/77.5	78/79.5	80/81.5	82/83.5	84/85.5

PS29L MEN'S TRUEDRY® MESH KNIT LONG SLEEVE CRICKET POLO

EASY FIT	XS	S	M	L	XL	2XL	3XL	4XL	5XL
HALF CHEST	51.0	53.5	56.0	58.5	61.0	63.5	66.0	68.5	71.0
BODY LENGTH	68/69.5	70/71.5	72/73.5	74/75.5	76/77.5	78/79.5	80/81.5	82/83.5	84/85.5

PS29K KIDS' TRUEDRY® MESH KNIT SHORT SLEEVE CRICKET POLO

EASY FIT	6K	8K	10K	12K	14K
HALF CHEST	38.5	41.0	43.5	46.0	48.5
BODY LENGTH	53.5	56.5	59.5	62.5	65.5

PS29KL KIDS' TRUEDRY® MESH KNIT LONG SLEEVE CRICKET POLO

EASY FIT	6K	8K	10K	12K	14K
HALF CHEST	38.5	41.0	43.5	46.0	48.5
BODY LENGTH	53.5	56.5	59.5	62.5	65.5

WEIGHT & SIZE MEASUREMENTS ARE FOR GUIDANCE ONLY



CREAM WHITE

CREAM WHITE

PS29

PS29Q



WHITE

PS29L



WHITE

PS29K



WHITE

PS29KL



CP29/CP29K CRICKET PANTS

CoolDry® Polyester Pants

COOLDRY® PIQUE, 320GSM - 100% POLYESTER
Designed for performance, comfort and style, great for training and competition needs. Covered waistband with internal elastic drawcord. Two side seam pockets.

CP29 MEN'S COOLDRY® POLYESTER CRICKET PANTS

EASY FIT	S	M	L	XL	2XL	3XL
WAIST RELAXED	64.0	68.0	72.0	76.0	80.0	84.0
OUTER LEG	104.0	106.0	108.0	110.0	112.0	114.0

CP29K KIDS' COOLDRY® POLYESTER CRICKET PANTS

EASY FIT	6K	8K	10K	12K	14K
WAIST RELAXED	48.0	51.0	54.0	57.0	60.0
OUTER LEG	74.0	80.0	86.0	92.0	98.0

WEIGHT & SIZE MEASUREMENTS ARE FOR GUIDANCE ONLY



CREAM
(ADULTS ONLY)

WHITE



TS81/TS81K AIRPASS SINGLET

CoolDry® Reversible Basketball Singlet

COOLDRY® MINI MESH, 160GSM - 100% POLYESTER
Two layers of 100% Polyester Mini Mesh. Fully reversible for wearing on either side. Bottom hem of each layer finished separately to allow for embellishment.

TS81 ADULTS' COOLDRY® BASKETBALL SINGLET

EASY FIT	S	M	L	XL	2XL	3XL
HALF CHEST	53.5	56.0	58.5	61.0	63.5	66.0
BODY LENGTH	72.0	74.0	76.0	78.0	80.0	82.0

TS81K KIDS' COOLDRY® BASKETBALL SINGLET

EASY FIT	6K	8K	10K	12K	14K
HALF CHEST	41.0	43.5	46.0	48.5	51.0
BODY LENGTH	52.0	56.0	60.0	64.0	68.0

WEIGHT & SIZE MEASUREMENTS ARE FOR GUIDANCE ONLY

SS21/SS21K AIRPASS SHORTS

CoolDry® Basketball Shorts

COOLDRY® MINI MESH, 160GSM - 100% POLYESTER
Outer layer of 100% CoolDry® Polyester Mesh. Inner layer of 100% Polyester Tricot Lining. Covered elastic waistband with internal drawcord. Double needle hemmed bottom.

SS21 ADULTS' COOLDRY® BASKETBALL SHORTS

EASY FIT	S	M	L	XL	2XL	3XL
WAIST RELAXED	64.0	68.0	72.0	76.0	80.0	84.0
OUTER LEG	50.0	51.5	53.0	54.5	56.0	57.5

SS21K KIDS' COOLDRY® BASKETBALL SHORTS

EASY FIT	6K	8K	10K	12K	14K
WAIST RELAXED	48.0	51.0	54.0	57.0	60.0
OUTER LEG	35.0	38.0	41.0	44.0	47.0

WEIGHT & SIZE MEASUREMENTS ARE FOR GUIDANCE ONLY





TS83

SS23

TS83K

SS23K



TEE SHIRTS & ACTIVE WEAR

TS83/TS83K SLAMDUNK SINGLET

CoolDry® Basketball Contrast Colour Singlet

COOLDRY® WICKING MESH, 160GSM - 100% POLYESTER
100% CoolDry® Polyester Wicking Mesh. Wicks moisture away from the body. V-neck collar with centre patch that can be embroidered with logo. Contrast colour front and back shoulder inserts and accent piping. Double needle hemmed arm holes and bottom.

TS83 ADULTS' COOLDRY® BASKETBALL SINGLET

EASY FIT	S	M	L	XL	2XL	3XL
HALF CHEST	53.5	56.0	58.5	61.0	63.5	66.0
BODY LENGTH	72.0	74.0	76.0	78.0	80.0	82.0

TS83K KIDS' COOLDRY® BASKETBALL SINGLET

EASY FIT	6K	8K	10K	12K	14K
HALF CHEST	41.0	43.5	46.0	48.5	51.0
BODY LENGTH	52.0	56.0	60.0	64.0	68.0

WEIGHT & SIZE MEASUREMENTS ARE FOR GUIDANCE ONLY

SS23/SS23K SLAMDUNK SHORTS

CoolDry® Basketball Shorts

COOLDRY® WICKING MESH, 160GSM - 100% POLYESTER
100% CoolDry® Polyester Wicking Mesh. Wicks moisture away from the body. Full cut. Covered elastic waistband with internal drawcord. Contrast colour front and back inserts and accent piping. Double needle hemmed bottom.

SS23 ADULTS' COOLDRY® BASKETBALL SHORTS

EASY FIT	S	M	L	XL	2XL	3XL
WAIST RELAXED	64.0	68.0	72.0	76.0	80.0	84.0
OUTER LEG	50.0	51.5	53.0	54.5	56.0	57.5

SS23K KIDS' COOLDRY® BASKETBALL SHORTS

EASY FIT	6K	8K	10K	12K	14K
WAIST RELAXED	48.0	51.0	54.0	57.0	60.0
OUTER LEG	35.0	38.0	41.0	44.0	47.0

WEIGHT & SIZE MEASUREMENTS ARE FOR GUIDANCE ONLY



BLACK/RED

NAVY/WHITE

RED/NAVY

ROYAL/WHITE



BLACK/RED

NAVY/WHITE

RED/NAVY

ROYAL/WHITE



TS85

SS25

TS85K

SS25K



TS85/TS85K SHOOT JERSEY

CoolDry® Soccer Jersey

COOLDRY® DROP NEEDLE JERSEY, 170GSM - 100% POLY-ESTER
Wicks moisture away from the body. Lap-over collar. Contrast colour. Raglan sleeves. Double needle hemmed sleeves and bottom.

TS85 ADULTS' COOLDRY® SOCCER JERSEY

EASY FIT	S	M	L	XL	2XL	3XL
HALF CHEST	53.5	56.0	58.5	61.0	63.5	66.0
BODY LENGTH	70.0	72.0	74.0	76.0	78.0	80.0

TS85K KIDS' COOLDRY® SOCCER JERSEY

EASY FIT	6K	8K	10K	12K	14K
HALF CHEST	41.0	43.5	46.0	48.5	51.0
BODY LENGTH	50.0	54.0	58.0	62.0	66.0

WEIGHT & SIZE MEASUREMENTS ARE FOR GUIDANCE ONLY

SS25/SS25K SHOOT SHORTS

CoolDry® Soccer Shorts

COOLDRY® DROP NEEDLE JERSEY, 170GSM - 100% POLY-ESTER
Wicks moisture away from the body. Covered elastic waist-band with inside drawcord. Double needle hemmed bottom.

SS23 ADULTS' COOLDRY® BASKETBALL SHORTS

EASY FIT	S	M	L	XL	2XL	3XL
WAIST RELAXED	64.0	68.0	72.0	76.0	80.0	84.0
OUTER LEG	44.0	45.5	47.0	48.5	50.0	51.5

SS25K KIDS' COOLDRY® SOCCER SHORTS

EASY FIT	6K	8K	10K	12K	14K
WAIST RELAXED	48.0	51.0	54.0	57.0	60.0
OUTER LEG	29.0	32.0	35.0	38.0	41.0

WEIGHT & SIZE MEASUREMENTS ARE FOR GUIDANCE ONLY





SS01A/SS01K CROSS SHORTS

CoolDry® Adults & Kids' Shorts

COOLDRY MESH, 160GSM - 100% POLYESTER
Breathable mesh knitted fabric.

SS01A ADULTS' SPORTS SHORTS

EASY FIT	S	M	L	XL	2XL	3XL	4XL	5XL
WAIST RELAXED	65.0	67.5	70.0	72.5	75.0	77.5	80.0	82.5
OUTER LEG	39.0	40.0	41.0	42.0	43.0	44.0	45.0	46.0

SS01K KIDS' SPORTS SHORTS

EASY FIT	6K	8K	10K	12K	14K
WAIST RELAXED	56.0	58.0	60.0	62.0	64.0
OUTER LEG	28.0	30.5	33.0	35.5	38.0

WEIGHT & SIZE MEASUREMENTS ARE FOR GUIDANCE ONLY



BLACK

NAVY



SS27/SS28 ENERGY PERFORMANCE SHORTS

Performance Shorts

E-PERFORMANCE JERSEY, 160GSM - 84%NYLON, 16%ELAS-TANE

Self colour cover stitch on panel line. Elastic waistband. Double needle hemmed bottom.

SS27 MEN'S PERFORMANCE SHORTS

SLIM FIT	S	M	L	XL	2XL	3XL
WAIST RELAXED	64.0	68.0	72.0	76.0	80.0	84.0
OUTER LEG	43.0	44.5	46.0	47.5	49.0	50.5

SS28 LADIES' PERFORMANCE SHORTS

SLIM FIT	8	10	12	14	16
WAIST RELAXED	56.0	60.0	64.0	68.0	72.0
OUTER LEG	38.0	39.5	41.0	42.5	44.0

WEIGHT & SIZE MEASUREMENTS ARE FOR GUIDANCE ONLY



BLACK



SS29 MICROFIBRE SPORT SHORTS

Adults' Microfibre Sport Shorts

PEACH FINISH POLYESTER MICRO FIBRE,
100% POLYESTER
Water Repellent. Soft finish and quite. Two side pockets,
hidden security pocket for key and MP3 player. All seams
safety stitched, Double stitched hem, Elastic waist. Draw
Cord on inside.

SS29 ADULTS' MICROFIBRE SHORTS

EASY FIT	S	M	L	XL	2XL	3XL	4XL	5XL
WAIST RELAXED	64.0	68.0	72.0	76.0	80.0	84.0	88.0	92.0
OUTER LEG	40.5	42.0	43.5	45.0	46.0	48.0	49.5	51.0

WEIGHT & SIZE MEASUREMENTS ARE FOR GUIDANCE ONLY



BLACK

BOTTLE

MAROON



NAVY

ROYAL



SS29K MICROFIBRE SPORT SHORTS

Kids' Microfibre Sport Shorts

PEACH FINISH POLYESTER MICRO FIBRE,
100% POLYESTER
Water Repellent. Soft finish and quite. Two side pockets,
hidden security pocket for key and MP3 player. All seams
safety stitched, Double stitched hem, Elastic waist. Draw
Cord on inside.

SS29K KIDS' MICROFIBRE SHORTS

EASY FIT	6K	8K	10K	12K	14K
WAIST RELAXED	49.0	52.0	55.0	58.0	61.0
OUTER LEG	28.0	30.5	33.0	35.5	38.0

WEIGHT & SIZE MEASUREMENTS ARE FOR GUIDANCE ONLY



BLACK

BOTTLE

MAROON



NAVY

ROYAL



SUITING & SEPARATES

STYLE	DESCRIPTION	PAGE
M9100	Men's Wool Blend Stretch Two Buttons Jacket	86
M9130	Men's Poly/Viscose Stretch Jacket	90
M9200	Ladies' Wool Blend Stretch Mid Length Jacket	87
M9201	Ladies' Wool Blend Stretch One Button Cropped Jacket	89
M9202	Ladies' Wool Blend Stretch Reverse Lapel Jacket	88
M9205	Ladies' Poly/Viscose Stretch One Button Cropped Jacket	91
M9206	Ladies' Poly/Viscose Stretch Two Buttons Mid Length Jacket	92
M9208	Ladies' Poly/Viscose Stretch Stripe One Button Cropped Jacket	93
M9300	Men's Wool Blend Stretch Pants	86
M9310	Men's Wool Blend Stretch Flexi Waist Pants	94
M9330	Men's Polyviscose Stretch Pants	90
M9340	Men's Poly/Viscose Stretch Pants	90
M9360	Men's Chino Pants	97
M9361	Men's Chino Shorts	96
M9400	Ladies' Wool Blend Stretch Slim Leg Flexi Waist Pants	87
M9410	Ladies' Wool Stretch Low Rise Pants	95
M9420	Ladies' Poly/Viscose Stretch Low Rise Pants	91
M9430	Ladies' Poly/Viscose Stretch Stripe Low Rise Pants	93
M9440	Ladies' Poly/Viscose Stretch Flexi Waist Utility Pants	92
M9441	Ladies' Poly/Viscose Stretch Knee Length Flexi Waist Shorts	101
M9460	Ladies' Chino Pants	97
M9461	Ladies' Chino Shorts	96
M9470	Ladies' Wool Stretch Mid Length Lined Pencil Skirt	103
M9471	Ladies' Poly/Viscose Stretch Length Lined Pencil Skirt	99
M9472	Ladies' Poly/Viscose Stretch Stripe Mid Length Pencil Skirt	100
M9473	Ladies' Wool Stretch Pleated Skirt	102
M9478	Ladies' Poly/Viscose Stretch A-line Utility Lined Skirt	101
WP01R	Men's Permanent Press Pants Regular Size	98
WP01S	Men's Permanent Press Pants Stout Size	98
WP02	Ladies' Permanent Press Pants	98

M9100

Men's Wool Blend Stretch Two Buttons Jacket

53% Polyester, 45% Wool, 2% Lycra
Two buttons, single breast tailored, side vents

Black, Charcoal, Navy

CLASSIC FIT	92	97	102	107	112	117	122	127
CHEST	100	105	110	115	120	125	130	135
BODY LENGTH	77	78	79	80	81	81.5	82	82.5

M9300

Men's Wool Blend Stretch Pants

53% POLYESTER, 45% WOOL, 2% LYCRA
Flat front, two side and two back pockets

Black, Charcoal, Navy

CLASSIC FIT	77	82	87	92	107	102	107	112	117
WAIST	77	82	87	92	107	102	107	112	117
INLEG	83								





M9200
Ladies' Wool Blend Stretch, Mid Length Jacket

53% POLYESTER, 45% WOOL, 2% LYCRA
Two buttons, single breast tailored, centre vent

Black, Charcoal, Navy


CLASSIC FIT	6	8	10	12	14	16	18	20	22	24
CHEST	85	90	95	100	105	110	116	122	128	134
BODY LENGTH	67	68	69	70	71	72	72.5	73	73.5	74

M9400
Ladies' Wool Blend Stretch, Slim Leg, Flexi Waist Pants

53% POLYESTER, 45% WOOL, 2% LYCRA
Flexi Waist. Two sides, one back, and one small concealed pocket at the front.

Black, Charcoal, Navy

CLASSIC FIT	6	8	10	12	14	16	18	20	22	24
WAIST	70	75	80	85	90	95	100	105	110	115
INLEG	81								80	79





M9202

Ladies' Wool Blend Stretch Reverse Lapel Jacket

53%POLYESTER, 45%WOOL, 2%LYCRA
Two buttons, single breast tailored

Black, Charcoal

CLASSIC FIT	6	8	10	12	14	16	18	20	22	24
CHEST	85	90	95	100	105	110	116	122	128	134
BODY LENGTH	57	58	59	60	61	62	62.5	63	63.5	64





M9201

Ladies' Wool Blend Stretch One Button Cropped Jacket

53% POLYESTER, 45% WOOL, 2% LYCRA
One button, single breast tailored, centre vent

Black, Charcoal

CLASSIC FIT	6	8	10	12	14	16	18	20	22	24
CHEST	85	90	95	100	105	110	116	122	128	134
BODY LENGTH	59	60	61	62	63	64	64.5	65	65.5	66





M9130

Men's Poly/Viscose Stretch Jacket

70%POLYESTER, 28%VISCOSE, 2%ELASTANE
Two buttons, single breast tailored, side vents

Black, Charcoal, Navy

CLASSIC FIT	92	97	102	107	112	117	122	127	132	137	142
CHEST	100	105	110	115	120	125	130	135	140	145	150
BODY LENGTH	77	78	79	80	81	81.5	82	82.5	83	83.5	84

M9340

Men's Poly/Viscose Stretch Pants

70%POLYESTER, 28%VISCOSE, 2%ELASTANE
Flat front, two side and back pockets, flexi waist

Black, Charcoal, Navy

CLASSIC FIT	77	82	87	92	97	102	107	112	117	122	127	132
WAIST	77	82	87	92	97	102	107	112	117	122	127	132
INLEG	83											




M9330

Men's Poly/Viscose Stretch Pants

64% POLYESTER, 34% VICOSE, 2% ELASTANE.
Flat front, two side and two back pockets,
flexi waist

Black, Charcoal, Navy

CLASSIC FIT	77	82	87	92	97	102	107	112	117
WAIST	77	82	87	92	97	102	107	112	117
INLEG	83								





M9205

Ladies' Poly/Viscose Stretch One Button Cropped Jacket

64% POLYESTER, 34% VISCOSE, 2% ELASTANE
One button, single breast tailored

Black, Charcoal, Navy

CLASSIC FIT	6	8	10	12	14	16	18	20	22	24
CHEST	85	90	95	100	105	110	116	122	128	134
BODY LENGTH	59	60	61	62	63	64	64.5	65	65.5	66


M9420

Ladies' Poly/Viscose Stretch Low Rise Pants

64% POLYESTER, 34% VISCOSE, 2% ELASTANE
Flat front, low rise, two side and back pockets

Black, Charcoal, Navy

CLASSIC FIT	6	8	10	12	14	16	18	20	22	24
WAIST	71	76	81	86	91	96	101	106	111	116
INLEG	81								80	79





M9206

Ladies' Poly/Viscose Stretch Mid Length Jacket

64% POLYESTER, 34% VISCOSE, 2% ELASTANE

Two buttons, single breast tailored, mid length

Black, Charcoal, Navy

CLASSIC FIT	6	8	10	12	14	16	18	20	22	24
CHEST	85	90	95	100	105	110	116	122	128	134
BODY LENGTH	67	68	69	70	71	72	72.5	73	73.5	74

M9440


Ladies' Poly/Viscose Stretch Flexi Waist Pants

64% POLYESTER, 34% VISCOSE, 2% ELASTANE

Two side, one back, and one small coins pocket. Flexi waist

Black, Charcoal, Navy

CLASSIC FIT	6	8	10	12	14	16	18	20	22	24	26
WAIST	70	75	80	85	90	95	100	105	110	115	120
INLEG	81								80	79	78





M9208

Ladies’ Poly/Viscose Stretch Stripe
Cropped Jacket

49% POLYESTER, 49% VISCOSE, 2%
ELASTANE.
One button, single breasted.
Matching Skirt M9472 on page 100.

Black/Charcoal Pin Stripe

CLASSIC FIT	6	8	10	12	14	16	18	20
CHEST	85	90	95	100	105	110	116	122
BODY LENGTH	59	60	61	62	63	64	64.5	65


M9430

Ladies’ Poly/Viscose Stretch Stripe
Pants

49% POLYESTER, 49% VISCOSE, 2%
ELASTANE.
Low rise, Two side and two back pockets.

Black/Charcoal Pin Stripe

CLASSIC FIT	6	8	10	12	14	16	18	20
WAIST	71	76	81	86	91	96	101	106
INLEG	81							






M9310

Men's Wool Blend Stretch Flexi Waist
Pants

53%POLYESTER, 45%WOOL, 2%LYCRA
Flat front, two side and back pockets,flexi waist

Black, Charcoal, Navy

CLASSIC FIT	77	82	87	92	97	102	107	112	117
WAIST	77	82	87	92	97	102	107	112	117
INLEG	83								






M9410
Ladies' Wool Blend Stretch, Low Rise Pants


53% POLYESTER, 45% WOOL, 2% ELASTANE
Two sides pockets. Double clip waist band with concealed secure button. Low rise.

Black, Charcoal, Navy

CLASSIC FIT	6	8	10	12	14	16	18	20	22	24
CHEST	71	76	81	86	91	96	101	106	111	116
BODY LENGTH	81								80	79



DOUBLE CLIP WAIST



M9461

Ladies' Chino Shorts

98% COTTON, 2% ELASTANE TWILL
Flat front. Pockets on sides, back and one coin pocket

Sandstone

CLASSIC FIT	6	8	10	12	14	16	18	20	22	24
WAIST	70	75	80	85	90	95	100	105	110	115
INLEG	81								80	79

M9361

Men's Chino Shorts

98% COTTON, 2% ELASTANE TWILL
Flat front. Pockets on sides, back and one coin pocket

Black, Navy, Sandstone

CLASSIC FIT	77	82	87	92	97	102	107	112	117
WAIST	77	82	87	92	97	102	107	112	117
INLEG	81								80



M9460

Ladies' Chino Pants

98% COTTON, 2% ELASTANE TWILL
Flat front. Pockets on sides, back and one coin pocket

Black, Navy, Sandstone

CLASSIC FIT	6	8	10	12	14	16	18	20	22	24
WAIST	70	75	80	85	90	95	100	105	110	115
INLEG	23									

M9360

Men's Chino Pants

98% COTTON, 2% ELASTANE TWILL
Flat front. Pockets on sides, back and one coin pocket

Black, Navy, Sandstone

CLASSIC FIT	77	82	87	92	97	102	107	112	117
WAIST	77	82	87	92	97	102	107	112	117
INLEG	81								80



WP01

Men's Permanent Press Pants

260GSM - 65% POLYESTER, 35% VISCOSE, GABARDINE
Stain Resistant. Side slanted pockets. 2 back jet pockets with buttons. Single front pleats & coin pocket at the waist. Modern fit.

Black, Navy

WP01/R MEN'S PERMANENT PRESS PANTS REGULAR SIZE

EASY FIT	77R	82R	87R	92R	97R	102R	107R
PANTS LENGTH	107	109	111	113	115	117	119
HALF WAIST	38.5	41.0	43.5	46.0	48.5	51.0	53.5

WP01/S MEN'S PERMANENT PRESS PANTS STOUT SIZE

EASY FIT	92S	97S	102S	107S	112S	117S	122S
PANTS LENGTH	109	111	113	115	117	119	121
HALF WAIST	46.0	48.5	51.0	53.5	56.0	58.5	61.0

WP02

Laides' Permanent Press Pants

260GSM - 65% POLYESTER, 35% VISCOSE, GABARDINE
Stain Resistant. Side slanted pockets. 2 back jet pockets with buttons. Single front pleats & coin pocket at the waist.

Black, Navy

EASY FIT	8	10	12	14	16	18	20	22	24
PANTS LENGTH	105.5	106.75	108.0	109.25	110.5	111.75	113.0	114.25	115.5
HALF WAIST	34.0	36.5	39.0	41.5	44.0	46.5	49.0	51.5	54.0






M9471

Ladies' Poly/Viscose Stretch Mid Length Pencil Skirt

64% POLYESTER, 34% VISCOSE, 2% ELASTANE.
Mid length pencil skirt with back placket

Black, Charcoal, Navy

CLASSIC FIT	6	8	10	12	14	16	18	20	22	24
WAIST	69	74	79	84	89	94	99	104	109	114
OUTER LENGTH	60	61	62	63	64					






M9472

Ladies' Poly/Viscose Stretch Stripe Pencil Skirt

49% POLYESTER, 49% VISCOSE, 2% ELASTANE.
Paneled on sides. Front pocket and back placket. Matching Jacket M9208 on page 93.

Black/Charcoal Pin Stripe

CLASSIC FIT	6	8	10	12	14	16	18	20	22	24	26
WAIST	69	74	79	84	89	94	99	104	109	114	119
OUTER LENGTH	60	61	62	63	64						





M9478

Ladies' Poly/Viscose Stretch Twill Utility Skirt

64% POLYESTER, 34% VISCOSE, 2% ELASTANE
Flexi waist, below knee length, two side and one small coins pocket, key hanger on belt loop, back placket

Navy

CLASSIC FIT	6	8	10	12	14	16	18	20	22	24
WAIST	65	70	75	80	85	90	95	100	105	110
OUTER LENGTH	66	67	68	69	70					



M9441

Ladies' Poly/Viscose Stretch Knee Length Flexi Waist Shorts

64% POLYESTER, 34% VISCOSE, 2% ELASTANE
Two side, one back, and one small coins pocket. Flexi waist.
Black, Charcoal, Navy

CLASSIC FIT	6	8	10	12	14	16	18	20
WAIST	70	75	80	85	90	95	100	105
INLEG	34					33	32	31


M9473

Ladies' Wool Blend Stretch, Pleated Skirt

53% POLYESTER, 45% WOOL, 2% ELASTANE
Two pleats on front and two on back.

Black, Charcoal, Navy

CLASSIC FIT	6	8	10	12	14	16	18	20	22	24
WAIST	69	74	79	84	89	94	99	104	109	114
LENGTH	59	60	61	62	63					






M9470

Ladies' Wool Blend Stretch, Pencil Skirt

53% POLYESTER, 45% WOOL, 2% ELASTANE
Mid length pencil skirt with back placket

Black, Charcoal, Navy

CLASSIC FIT	6	8	10	12	14	16	18	20	22	24	24
CHEST	69	74	79	84	89	94	99	104	109	114	119
BODY LENGTH	60	61	62	63	64						



BLOUSES, JERSEY TOPS & DRESSES

Our ladies’ blouses, jersey tops and dresses offer flattering, stylish alternatives for the discerning businesswoman. Quality fabrics and a variety of contemporary styles ensure your workforce looks and feels confident from front reception to the boardroom.

STYLE	DESCRIPTION	PAGE
M8800	Ladies’ Scoop Neck T-Top	107
M8810	Ladies’ Tie Neck Blouse	106
M8820	Ladies’ Ruffle Front Blouse	108
M9280	Ladies’ Shift Dress	111
M9281	Ladies’ Woold Blend Stretch Cap Sleeve Dress	110
M9282	Ladies’ Shirt Dress	109








M8810

Ladies' Tie Neck Blouse

100% POLYESTER WASHED SATIN
6 buttons front with tie neck, gathered
shoulder top, cap sleeve

Shiraz

CLASSIC FIT	6	8	10	12	14	16	18
CHEST	87	92	97	102	107	112	117
BODY LENGTH	61	63	65	67	69	71	73






M8800

Ladies' Scoop Neck T-Top

100% POLYESTER MATT JERSEY
Scoop neck, short sleeve

Black

CLASSIC FIT	6	8	10	12	14	16	18
CHEST	82	87	92	97	102	107	112
BODY LENGTH	59	61	63	65	67	69	71





M8820

Ladies' Ruffle Front Blouse

100% POLYESTER MATT JERSEY
V-Neck with ruffles, gathered shoulder
top, cap sleeve

Black

CLASSIC FIT	6	8	10	12	14	16	18	20	22	24
CHEST	82	87	92	97	102	107	112	117	122	127
BODY LENGTH	59	61	63	65	67	69	71	72	73	74






M9282

Ladies' Poly/Viscose Stretch, Short Sleeve Dress

64%POLYESTER, 34%VISCOSE, 2%ELASTANE
Scoop neck, short sleeve

Black, Charcoal

CLASSIC FIT	6	8	10	12	14	16	18	20	22	24
CHEST	87	92	97	102	107	112	120	126	132	138
BODY LENGTH	93	94	95	96	97	98	99	100	101	102





M9281

Ladies' Wool Blend Stretch Cap Sleeve Dress

53%POLYESTER, 45%WOOL, 2%LYCRA
High scoop neck with centre fold key-line,
side seam pockets

Black, Charcoal

CLASSIC FIT	6	8	10	12	14	16	18	20	22	24
CHEST	87	92	97	102	107	112	120	126	132	138
BODY LENGTH	97	98	99	100	101	102	103	104	105	106






M9280

Ladies' Shift Dress

100% POLYESTER MICRO STRETCH
Knee length, sleeveless, zip closure back

Black, Navy

REGULAR FIT	6	8	10	12	14	16	18	20	22	24
CHEST	84	89	94	99	104	109	114	119	124	129
BODY LENGTH	96	99	102	105	108	111	114	117	120	123





CORPORATE SHIRTING

Complete the corporate look with a shirt that will complement your company uniform with style and sophistication. Available in men's and ladies' cuts, select from short, 3/4 or long sleeve options for the perfect counterpart to our suit collection.

STYLE	DESCRIPTION	PAGE
BS01L	Men's Poplin Long Sleeve Business Shirt	163
BS01S	Men's Poplin Short Sleeve Business Shirt	163
BS03L	Men's Wrinkle Free Long Sleeve Chambray Shirts	166
BS03S	Men's Wrinkle Free Short Sleeve Chambray Shirts	167
BS04	Ladies' Wrinkle Free 3/4 Sleeve Chambray Shirts	166
BS05	Ladies' Wrinkle Free Short Sleeve Chambray Shirts	167
BS06L	Unisex Long Sleeve Epaulette Shirts	162
BS06S	Unisex Short Sleeve Epaulette Shirts	162
BS07Q	Ladies' Teflon Executive 3/4 Sleeve Shirt	164
BS07S	Ladies' Teflon Executive Short Sleeve Shirt	165
BS08L	Men's Teflon Executive Long Sleeve Shirt	164
BS08S	Men's Teflon Executive Short Sleeve Shirt	165
BS11	Men's Tri-colour Moto Shirt	169
BS15	Men's Tri-colour Contrast Shirt	168
BS16	Ladies' Tri-colour Contrast Shirt	168
BS17	Men's Herringbone Pin Stripe Long Sleeve Shirt	161
BS18	Ladies' Pin Stripe 3/4 Sleeve Shirt	161
M7001	Men's Nano™ Tech Short Sleeve Shirt	127
M7002	Men's Nano™ Tech Long Sleeve Shirt	126
M7005L	Men's Pinpoint Oxford Long Sleeve Shirt	157
M7011	Men's Fine Chambray Short Sleeve Shirt	152
M7012	Men's Fine Chambray Long Sleeve Shirt	153
M7020L	Men's Cotton/Poly Stretch Long Sleeve Shirt	114
M7020S	Men's Cotton/Poly Stretch Short Sleeve Shirt	115
M7030L	Men's Fine Twill Long Sleeve Shirt	122
M7030S	Men's Fine Twill Short Sleeve Shirt	123
M7040L	Men's CVC Oxford Long Sleeve Shirt	159
M7040S	Men's CVC Oxford Short Sleeve Shirt	158
M7100L	Men's Self Stripe Long Sleeve Shirt	146
M7100S	Men's Self Stripe Short Sleeve Shirt	148
M7112	Men's Mini Herringbone Long Sleeve Shirt	125
M7132	Men's Dobby Stripe Long Sleeve Shirt	154
M7200L	Men's Ticking Stripe Long Sleeve Shirt	117
M7200S	Men's Ticking Stripe Short Sleeve Shirt	118
M7211	Men's Fine Stripe Short Sleeve Shirt	129
M7212	Men's Fine Stripe Long Sleeve Shirt	128
M7221	Men's Pin Stripe Short Sleeve Shirt	143
M7222	Men's Pin Stripe Long Sleeve Shirt	142
M7231	Men's Balance Stripe Short Sleeve Shirt	141
M7232	Men's Balance Stripe Long Sleeve Shirt	140
M7300L	Men's Gingham Check Long Sleeve Shirt with Roll-Up Tab	138
M7300S	Men's Gingham Check Short Sleeve Shirt	139
M7310L	Men's Sateen Stripe Long Sleeve Shirt	144
M7320L	Men's Two Tone Gingham Long Sleeve Shirt	132
M7320S	Men's Two Tone Gingham Short Sleeve Shirt	133
M7340L	Men's two tone Mini Gingham Long Sleeve Shirt	136
M7340S	Men's two tone Mini Gingham Short Sleeve Shirt	137
M7360L	Men's Mini Check Long Sleeve Shirt	150
M7360S	Men's Mini Check Short Sleeve Shirt	151
M7362	Men's Mini Check Premium Cotton Long Sleeve Shirt	155
M7600S	Men's CoolDry® Short Sleeve Shirt	171

STYLE	DESCRIPTION	PAGE
M7911	Men's Short Sleeve Military Shirt	121
M7912	Men's Long Sleeve Military Shirt	120
M7922	Men's Dot Contrast Long Sleeve Shirt	156
M8002	Ladies' Nano™ Tech Long Sleeve Shirt	126
M8003	Ladies' Nano™ Tech 3/4 Sleeve Shirt	127
M8005L	Ladies' Pinpoint Oxford Long Sleeve Shirt	157
M8013	Ladies' Fine Chambray 3/4 Sleeve Shirt	152
M8020L	Ladies' Cotton/Poly Stretch Long Sleeve Shirt	114
M8020Q	Ladies' Cotton/Poly Stretch 3/4 Sleeve Shirt	116
M8020S	Ladies' Cotton/Poly Stretch Short Sleeve Shirt	115
M8030L	Ladies' Fine Twill Long Sleeve Shirt	122
M8030Q	Ladies' Fine Twill 3/4 Sleeve Shirt	124
M8030S	Ladies' Fine Twill Short Sleeve Shirt	123
M8040L	Ladies' CVC Oxford Long Sleeve Shirt	159
M8040Q	Ladies' CVC Oxford 3/4 Sleeve Shirt	160
M8040S	Ladies' CVC Oxford Short Sleeve Shirt	158
M8100L	Ladies' Self Stripe Long Sleeve Shirt	147
M8100Q	Ladies' Self Stripe 3/4 Sleeve Shirt	149
M8100S	Ladies' Self Stripe Short Sleeve Shirt	148
M8113	Ladies' Mini Herringbone 3/4 Sleeve Shirt	125
M8132	Ladies' Dobby Stripe Long Sleeve Shirt	154
M8192	Ladies' Stretch Tuch Front Long Sleeve Shirt	131
M8200L	Ladies' Ticking Stripe Long Sleeve Shirt	117
M8200Q	Ladies' Ticking Stripe 3/4 Sleeve Shirt	119
M8200S	Ladies' Ticking Stripe Short Sleeve Shirt	118
M8211	Ladies' Fine Stripe Short Sleeve Shirt	129
M8212	Ladies' Fine Stripe Long Sleeve Shirt	128
M8213	Ladies' Fine Stripe 3/4 Sleeve Shirt	130
M8223	Ladies' Pin Stripe 3/4 Sleeve Shirt	142
M8224	Ladies' Pin Stripe Short Sleeve Shirt	143
M8233	Ladies' Balance Stripe 3/4 Sleeve Shirt	140
M8234	Ladies' Balance Stripe Short Sleeve Shirt	141
M8300L	Ladies' Gingham Check Long Sleeve Shirt	138
M8300S	Ladies' Gingham Check Short Sleeve Shirt	139
M8310L	Ladies' Sateen Stripe Long Sleeve Shirt	144
M8310Q	Ladies' Sateen Stripe 3/4 Sleeve Shirt	145
M8320L	Ladies' Two Tone Gingham Long Sleeve Shirt	132
M8320Q	Ladies' Two Tone Gingham 3/4 Sleeve Shirt	134
M8320S	Ladies' Two Tone Gingham Short Sleeve Shirt	133
M8340L	Ladies' two tone Mini Gingham Long Sleeve Shirt	136
M8340Q	Ladies' two tone Mini Gingham 3/4 Sleeve Shirt	135
M8340S	Ladies' two tone Mini Gingham Short Sleeve Shirt	137
M8360Q	Ladies' Mini Check 3/4 Sleeve Shirt	150
M8360S	Ladies' Mini Check Short Sleeve Shirt	151
M8600Q	Ladies' CoolDry® 3/4 Sleeve Shirt	170
M8600S	Ladies' CoolDry® Short Sleeve Shirt	171
M8614S	Ladies' CoolDry® Short Sleeve Overblouse	170
M8911	Ladies' Short Sleeve Military Shirt	121
M8913	Ladies' 3/4 Sleeve Military Shirt	120
M8922	Ladies' Dot Contrast Long Sleeve Shirt	156



M7020L

Men's Cotton/Poly Stretch Long Sleeve Shirt

74% COTTON, 22% POLYESTER, 4% SPANDEX
Classic collar, Left chest pocket, Double buttons round cuff

Black, White

TAILORED FIT	38	39	40	41	42	43	44	46	48	50
CHEST	108.5	111	113.5	116	118.5	123.5	128.5	138.5	148.5	154.5
BODY LENGTH	83.5	84	84.5	85	85.5	86.5	87.5	89.5	91.5	92.5

M8020L

Ladies' Cotton/Poly Stretch Long Sleeve Shirt

74% COTTON, 22% POLYESTER, 4% SPANDEX
Classic collars, Single button square cuff

Black, White

TAILORED FIT	6	8	10	12	14	16	18	20	22	24
CHEST	87	92	97	102	107	112	119	126	133	140
BODY LENGTH	63	64	65	66	67	68	69	70	71	72



M7020S

Men’s Cotton/Poly Stretch Short Sleeve Shirt

74% COTTON, 22% POLYESTER, 4% SPANDEX
Classic collars, Left chest pocket

Black, White

TAILORED FIT	38	39	40	41	42	43	44	46	48	50
CHEST	108.5	111	113.5	116	118.5	123.5	128.5	138.5	148.5	154.5
BODY LENGTH	83.5	84	84.5	85	85.5	86.5	87.5	89.5	91.5	92.5

M8020S

Ladies’ Cotton/Poly Stretch Short Sleeve Shirt

74% COTTON, 22% POLYESTER, 4% SPANDEX
Classic collar

Black, White

TAILORED FIT	6	8	10	12	14	16	18	20	22	24
CHEST	87	92	97	102	107	112	119	126	133	140
BODY LENGTH	63	64	65	66	67	68	69	70	71	72



M8020Q

Ladies' Cotton/Poly Stretch 3/4
Sleeve Shirt

74% COTTON, 22% POLYESTER,
4% SPANDEX
Open neck, Centre split cuff

Black, White

TAILORED FIT	6	8	10	12	14	16	18	20	22	24
CHEST	87	92	97	102	107	112	119	126	133	140
BODY LENGTH	63	64	65	66	67	68	69	70	71	72





M7200L

Men's Ticking Stripe Long Sleeve Shirt

74% COTTON, 22% POLYESTER, 4% SPANDEX
Classic collar, Double button square cuff

Grey/White, White/Blue, White/Grey

TAILORED FIT	38	39	40	41	42	43	44	46	48	50
CHEST	108.5	111	113.5	116	118.5	123.5	128.5	138.5	148.5	154.5
BODY LENGTH	83.5	84	84.5	85	85.5	86.5	87.5	89.5	91.5	92.5

M8200L

Ladies' Ticking Stripe Long Sleeve Shirt

74% COTTON, 22% POLYESTER, 4% SPANDEX
Single button square cuff

Grey/White, White/Blue, White/Grey

TAILORED FIT	6	8	10	12	14	16	18	20	22	24
CHEST	87	92	97	102	107	112	119	126	133	140
BODY LENGTH	63	64	65	66	67	68	69	70	71	72



M8200S

Ladies' Ticking Stripe Short Sleeve Shirt

74% COTTON, 22% POLYESTER, 4% SPANDEX
Classic collar

Grey/White, White/Blue, White/Grey

TAILORED FIT	6	8	10	12	14	16	18	20	22	24
CHEST	87	92	97	102	107	112	119	126	133	140
BODY LENGTH	63	64	65	66	67	68	69	70	71	72

M7200S

Men's Ticking Stripe Short Sleeve Shirt

74% COTTON, 22% POLYESTER, 4% SPANDEX
Classic collar

Grey/White, White/Blue, White/Grey

TAILORED FIT	38	39	40	41	42	43	44	46	48	50
CHEST	108.5	111	113.5	116	118.5	123.5	128.5	138.5	148.5	154.5
BODY LENGTH	83.5	84	84.5	85	85.5	86.5	87.5	89.5	91.5	92.5

M8200Q
Ladies' Ticking Stripe 3/4 Sleeve Shirt

74% COTTON, 22% POLYESTER,
4% Spandex. Classic collar, Open neck, Back
split cuff

Grey/White, White/Blue, White/Grey

TAILORED FIT	6	8	10	12	14	16	18	20	22	24
CHEST	87	92	97	102	107	112	119	126	133	140
BODY LENGTH	63	64	65	66	67	68	69	70	71	72





M7912

Men’s Long Sleeve Military Shirt

60% COTTON, 35% POLYESTER, 5% ELASTANE, Silicone Washed. Roll-up sleeve, chest pockets, removable epaulets, adjustable mitred cuff.

Black, Khaki, Mocha, Navy, Sand

CLASSIC FIT	S	M	L	XL	2XL	3XL	5XL
CHEST	108	116	124	132	140	148	156
BODY LENGTH	77	79	81	83	85	87	89

M8913

Ladies’ 3/4 Sleeve Military Shirt

60% COTTON, 35% POLYESTER, 5% ELASTANE, Silicone Washed. Roll-up sleeve, Chest pockets, removable epaulets, centre split cuff.

Black, Khaki, Mocha, Navy, Sand

CLASSIC FIT	6	8	10	12	14	16	18	20	22	24
CHEST	88	93	98	103	108	113	120	126	133	140
BODY LENGTH	62	63	64	65	66	67	68	69	70	71



M8911
Ladies' Short Sleeve Military Shirt

60% COTTON, 35% POLYESTER, 5% ELASTANE,
Silicone Washed. Roll-up sleeve, chest pockets, removable
epaulets

Black, Khaki, Mocha, Navy, Sand

CLASSIC FIT	6	8	10	12	14	16	18	20	22	24
CHEST	88	93	98	103	108	113	120	126	133	140
BODY LENGTH	62	63	64	65	66	67	68	69	70	71

M7911
Men's Short Sleeve Military Shirt

60% COTTON, 35% POLYESTER, 5% ELASTANE,
Silicone Washed. Roll-up sleeve, chest pockets, removable
epaulets

Black, Khaki, Mocha, Navy, Sand

CLASSIC FIT	S	M	L	XL	2XL	3XL	5XL
CHEST	108	116	124	132	140	148	156
BODY LENGTH	77	79	81	83	85	87	89



M7030L

Men's Fine Twill Long Sleeve Shirt

60% COTTON, 40% POLYESTER

Classic collar, Single cuff, double button round cuff

Blue, White

TAILORED FIT	38	39	40	41	42	43	44	46	48	50
CHEST	108.5	111	113.5	116	118.5	123.5	128.5	138.5	148.5	154.5
BODY LENGTH	83.5	84	84.5	85	85.5	86.5	87.5	89.5	91.5	92.5

M8030L

Ladies' Fine Twill Long Sleeve Shirt

60% COTTON, 40% POLYESTER

Classic collar, single button square cuff

Blue, White

TAILORED FIT	6	8	10	12	14	16	18	20	22	24
CHEST	87	92	97	102	107	112	119	126	133	140
BODY LENGTH	63	64	65	66	67	68	69	70	71	72



M7030S

Men's Fine Twill Short Sleeve Shirt

60% COTTON, 40% POLYESTER
Classic collar, Single cuff

Blue, White

TAILORED FIT	38	39	40	41	42	43	44	46	48	50
CHEST	108.5	111	113.5	116	118.5	123.5	128.5	138.5	148.5	154.5
BODY LENGTH	83.5	84	84.5	85	85.5	86.5	87.5	89.5	91.5	92.5



M8030S

Ladies' Fine Twill Short Sleeve Shirt

60% COTTON, 40% POLYESTER
Classic collar, V cuff

Blue, White

TAILORED FIT	6	8	10	12	14	16	18	20	22	24
CHEST	87	92	97	102	107	112	119	126	133	140
BODY LENGTH	63	64	65	66	67	68	69	70	71	72

M8030Q
Ladies' Fine Twill 3/4 Sleeve Shirt

60% COTTON, 40% POLYESTER
Classic collar, open neck, centre split

Blue, White

TAILORED FIT	6	8	10	12	14	16	18	20	22	24
CHEST	87	92	97	102	107	112	119	126	133	140
BODY LENGTH	63	64	65	66	67	68	69	70	71	72





M7112

Men’s Mini Herringbone Long Sleeve Shirt

60% COTTON, 40% POLYESTER
Regular collar, chest pocket, adjustable/convertible round cuff

Pale Blue, White

CLASSIC FIT	38	39	40	41	42	43	44	46	48	50
CHEST	108	112	116	120	124	128	132	140	148	156
BODY LENGTH	77	78	79	80	81	82	83	85	87	89


M8113

Ladies’ Mini Herringbone 3/4 Sleeve Shirt

60% COTTON, 40% POLYESTER
Regular collar, open neck, back split cuff

Pale Blue, White

CLASSIC FIT	6	8	10	12	14	16	18	20	22	24
CHEST	88	93	98	103	108	113	120	126	133	140
BODY LENGTH	62	63	64	65	66	67	68	69	70	71



M8002

Ladies' Nano Tech Long Sleeve Shirt

60% COTTON, 40% POLYESTER NANO SILK PROTEIN FINISH
Regular collar, open neck, single button square cuff

Black, Charcoal, Indigo Blue, White

CLASSIC FIT	6	8	10	12	14	16	18	20	22	24
CHEST	88	93	98	103	108	113	120	126	133	140
BODY LENGTH	62	63	64	65	66	67	68	69	70	71

M7002

Men's Nano Tech Long Sleeve Shirt

60% COTTON, 40% POLYESTER NANO SILK PROTEIN FINISH
Regular collar, chest pocket, adjustable round cuff

Black, Charcoal, Indigo Blue, White

CLASSIC FIT	38	39	40	41	42	43	44	46	48	50
CHEST	108	112	116	120	124	128	132	140	148	156
BODY LENGTH	77	78	79	80	81	82	83	85	87	89



M7001

Men's Nano Tech Short Sleeve Shirt

60% COTTON, 40% POLYESTER NANO SILK PROTEIN FINISH
Regular collar, chest pocket

Black, Charcoal, Indigo Blue, White

CLASSIC FIT	38	39	40	41	42	43	44	46	48	50
CHEST	108	112	116	120	124	128	132	140	148	156
BODY LENGTH	77	78	79	80	81	82	83	85	87	89



M8003

Ladies' Nano Tech 3/4 Sleeve Shirt

60% COTTON, 40% POLYESTER NANO SILK PROTEIN FINISH
Regular collar, open neck, roll-up sleeve, centre split cuff

Black, Charcoal, Indigo Blue, White

CLASSIC FIT	6	8	10	12	14	16	18	20	22	24
CHEST	88	93	98	103	108	113	120	126	133	140
BODY LENGTH	62	63	64	65	66	67	68	69	70	71



M7212

Men's Fine Stripe Long Sleeve Shirt

60% COTTON, 40% POLYESTER

Regular collar, adjustable/convertible round cuff

Pale Blue, Silver Grey

CLASSIC FIT	38	39	40	41	42	43	44	46	48	50
CHEST	108	112	116	120	124	128	132	140	148	156
BODY LENGTH	77	78	79	80	81	82	83	85	87	89

M8212

Ladies' Fine Stripe Long Sleeve Shirt

60% COTTON, 40% POLYESTER

Regular collar, single button square cuff

Pale Blue, Silver Grey

CLASSIC FIT	6	8	10	12	14	16	18	20	22	24
CHEST	88	93	98	103	108	113	120	126	133	140
BODY LENGTH	62	63	64	65	66	67	68	69	70	71



M7211

Men's Fine Stripe Short Sleeve Shirt

60% COTTON, 40% POLYESTER
Classic collar, left chest pocket

Pale Blue, Silver Grey

CLASSIC FIT	38	39	40	41	42	43	44	46	48	50
CHEST	108	112	116	120	124	128	132	140	148	156
BODY LENGTH	77	78	79	80	81	82	83	85	87	89

M8211

Ladies' Fine Stripe Short Sleeve Shirt

60% COTTON, 40% POLYESTER
Regular collar, double stitched cuff

Pale Blue, Silver Grey

CLASSIC FIT	6	8	10	12	14	16	18	20	22	24
CHEST	88	93	98	103	108	113	120	126	133	140
BODY LENGTH	62	63	64	65	66	67	68	69	70	71


M8213

Ladies' Fine Stripe 3/4 Sleeve Shirt

60% COTTON, 40% POLYESTER
Regular collar, back split cuff

Pale Blue, Silver Grey

CLASSIC FIT	6	8	10	12	14	16	18	20	22	24
CHEST	88	93	98	103	108	113	120	126	133	140
BODY LENGTH	62	63	64	65	66	67	68	69	70	71





M8192

Ladies' Stretch Tuck Front Long Sleeve Shirt

60% Cotton, 35% Polyester, 5% Elastane
Tuck front, single button round cuff

White

CLASSIC FIT	6	8	10	12	14	16	18	20	22	24
CHEST	88	93	98	103	108	113	120	126	133	140
BODY LENGTH	62	63	64	65	66	67	68	69	70	71



new



M7320L

Men's Two Tone Gingham Long Sleeve Shirt

115GSM, 60%COTTON, 40%POLYESTER

- Back darts - slim fit.
- Pearl button.
- Double button round cuff.
- Modern narrow collar.

Black/White/Navy, Navy/White/Sky

SLIM FIT	XS	S	M	L	XL	2XL	3XL	5XL
CHEST	106	111	116	123.5	128.5	133.5	138.5	148.5
BODY LENGTH	83	84	85	86.5	87.5	88.5	89.5	91.5

M8320L


Ladies' Two Tone Gingham Long Sleeve Shirt

115GSM, 60%COTTON, 40%POLYESTER

- Tailored fit.
- Single button cuff.
- Pearl buttons.

Black/White/Navy, Navy/White/Sky

TAILORED FIT	6	8	10	12	14	16	18	20	22	24
CHEST	87	92	97	102	107	112	119	126	133	140
BODY LENGTH	63.5	64.5	65.5	66.5	67.5	68.5	69.5	70.5	71.5	72.5



M8320S

Ladies' Two Tone Gingham Short Sleeve Shirt

115GSM, 60%COTTON, 40%POLYESTER

- Tailored fit.
- Short sleeves with splits at the back
- Pearl buttons.

Black/White/Sky, Navy/White/Sky

TAILORED FIT	6	8	10	12	14	16	18	20	22	24
CHEST	87	92	97	102	107	112	119	126	133	140
BODY LENGTH	63.5	64.5	65.5	66.5	67.5	68.5	69.5	70.5	71.5	72.5

M7320S

Men's Two Tone Gingham Short Sleeve Shirt

115GSM, 60%COTTON, 40%POLYESTER

- Back darts - slim fit.
- Pearl button.
- Modern narrow collar.

Black/White/Sky, Navy/White/Sky

SLIM FIT	XS	S	M	L	XL	2XL	3XL	5XL
CHEST	106	111	116	123.5	128.5	133.5	138.5	148.5
BODY LENGTH	83	84	85	86.5	87.5	88.5	89.5	91.5




M8320Q

Ladies' Two Tone Gingham 3/4 Sleeve Shirt

115GSM, 60% COTTON, 40% POLYESTER

- Tailored fit.
- 3/4 sleeves with splits at the back
- Pearl buttons.



Black/White/Navy, Navy/White/Sky

TAILORED FIT	6	8	10	12	14	16	18	20	22	24
CHEST	87	92	97	102	107	112	119	126	133	140
BODY LENGTH	63.5	64.5	65.5	66.5	67.5	68.5	69.5	70.5	71.5	72.5



new

M8340Q


Ladies' two tone Mini Gingham 3/4
Sleeve Shirt

115GSM, 60%COTTON, 40%POLYESTER

- Tailored fit.
- 3/4 sleeves with splits at the back
- Pearl buttons.

Black/White/Red

TAILORED FIT	6	8	10	12	14	16	18	20	22	24
CHEST	87	92	97	102	107	112	119	126	133	140
BODY LENGTH	63.5	64.5	65.5	66.5	67.5	68.5	69.5	70.5	71.5	72.5



new



M8340L

Ladies' Two Tone Mini Gingham Long Sleeve Shirt

115GSM, 60%COTTON, 40%POLYESTER

- Tailored fit.
- Single button cuff.
- Pearl buttons.

Black/White/Red

TAILORED FIT	6	8	10	12	14	16	18	20	22	24
CHEST	87	92	97	102	107	112	119	126	133	140
BODY LENGTH	63.5	64.5	65.5	66.5	67.5	68.5	69.5	70.5	71.5	72.5

M7340L

Men's Two Tone Mini Gingham Long Sleeve Shirt

115GSM, 60%COTTON, 40%POLYESTER

- Back darts - slim fit.
- Pearl button.
- Double button round cuff.
- Modern narrow collar.

Black/White/Red

SLIM FIT	XS	S	M	L	XL	2XL	3XL	5XL
CHEST	106	111	116	123.5	128.5	133.5	138.5	148.5
BODY LENGTH	83	84	85	86.5	87.5	88.5	89.5	91.5



M7340S
Men's Two Tone Mini Gingham Short Sleeve Shirt

- 115GSM, 60%COTTON, 40%POLYESTER
- Back darts - slim fit.
 - Pearl button.
 - Modern narrow collar.

Black/White/Red

SLIM FIT	XS	S	M	L	XL	2XL	3XL	5XL
CHEST	106	111	116	123.5	128.5	133.5	138.5	148.5
BODY LENGTH	83	84	85	86.5	87.5	88.5	89.5	91.5

M8340S
Ladies' Two Tone Mini Gingham Short Sleeve Shirt

- 115GSM, 60%COTTON, 40%POLYESTER
- Tailored fit.
 - Short sleeves with splits at the back
 - Pearl buttons.

Black/White/Red

TAILORED FIT	6	8	10	12	14	16	18	20	22	24
CHEST	87	92	97	102	107	112	119	126	133	140
BODY LENGTH	63.5	64.5	65.5	66.5	67.5	68.5	69.5	70.5	71.5	72.5



M8300L

Ladies' Gingham Check Long Sleeve Shirt

60% COTTON 40% POLYESTER, YARN DYED GINGHAM CHECK

Roll up sleeve tab, pearl buttons, single button square cuff

Black/White, Navy/White, Red/White

TAILORED FIT	6	8	10	12	14	16	18	20	22	24
CHEST	87	92	97	102	107	112	119	126	133	140
BODY LENGTH	63.5	64.5	65.5	66.5	67.5	68.5	69.5	70.5	71.5	72.5

M7300L

Men's Gingham Check Long Sleeve Shirt with Roll-up Tab Sleeve

60% COTTON 40% POLYESTER, YARN DYED GINGHAM CHECK

Roll up sleeve tab, pearl buttons, double button round cuff

Black/White, Navy/White, Red/White

TAILORED FIT	XS	S	M	L	XL	2XL	3XL	5XL
CHEST	106	111	116	123.5	128.5	133.5	138.5	148.5
BODY LENGTH	83	84	85	86.5	87.5	88.5	89.5	91.5



M7300S
Men's Gingham Check Short Sleeve Shirt

60% COTTON 40% POLYESTER, YARN DYED GINGHAM CHECK,
Pearl buttons

Black/White, Navy/White, Red/White

TAILORED FIT	XS	S	M	L	XL	2XL	3XL	5XL
CHEST	106	111	116	123.5	128.5	133.5	138.5	148.5
BODY LENGTH	83	84	85	86.5	87.5	88.5	89.5	91.5

M8300S
Ladies' Gingham Check Short Sleeve Shirt

60% COTTON 40% POLYESTER, YARN DYED GINGHAM CHECK
Button down collar, pearl buttons, back spilt cuff

Black/White, Navy/White, Red/White

TAILORED FIT	6	8	10	12	14	16	18	20	22	24
CHEST	87	92	97	102	107	112	119	126	133	140
BODY LENGTH	63.5	64.5	65.5	66.5	67.5	68.5	69.5	70.5	71.5	72.5



M7232

Men’s Balance Stripe Long Sleeve Shirt

60% COTTON, 40% POLYESTER
Regular collar, chest pocket, adjustable round cuff

Blue/White, Mint/White, Red/White, Violet/White

CLASSIC FIT	38	39	40	41	42	43	44	46	48	50
CHEST	108	112	116	120	124	128	132	140	148	156
BODY LENGTH	77	78	79	80	81	82	83	85	87	89

M8233

Ladies’ Balance Stripe 3/4 Sleeve Shirt

60% COTTON, 40% POLYESTER
Regular collar, single button round cuff

Blue/White, Mint/White, Red/White, Violet/White

CLASSIC FIT	6	8	10	12	14	16	18	20	22	24
CHEST	88	93	98	103	108	113	120	126	133	140
BODY LENGTH	62	63	64	65	66	67	68	69	70	71



M8234

Ladies' Balance Stripe 3/4 Sleeve Shirt

60% COTTON, 40% POLYESTER

Regular collar, action back, adjustable round cuff

Blue/White, Mint/White, Red/White, Violet/White

CLASSIC FIT	6	8	10	12	14	16	18	20	22	24
CHEST	88	93	98	103	108	113	120	126	133	140
BODY LENGTH	62	63	64	65	66	67	68	69	70	71

M7231

Men's Balance Stripe Long Sleeve Shirt

60% COTTON, 40% POLYESTER

Regular collar, chest pocket

Blue/White, Mint/White, Red/White, Violet/White

CLASSIC FIT	38	39	40	41	42	43	44	46	48	50
CHEST	108	112	116	120	124	128	132	140	148	156
BODY LENGTH	77	78	79	80	81	82	83	85	87	89



M8223

Ladies’ Pin Stripe 3/4 Sleeve Shirt

60% COTTON, 40% POLYESTER
Regular collar, centre split cuff

Blue Chambray/White, Navy/White

CLASSIC FIT	6	8	10	12	14	16	18	20	22	24
CHEST	88	93	98	103	108	113	120	126	133	140
BODY LENGTH	62	63	64	65	66	67	68	69	70	71

M7222

Men’s Pin Stripe Long Sleeve Shirt

60% COTTON, 40% POLYESTER
Regular collar, chest pocket, adjustable round cuff

Blue Chambray/White, Navy/White

CLASSIC FIT	38	39	40	41	42	43	44	46	48	50
CHEST	108	112	116	120	124	128	132	140	148	156
BODY LENGTH	77	78	79	80	81	82	83	85	87	89



M7221
Men's Pin Stripe Short Sleeve Shirt

60% COTTON, 40% POLYESTER
Regular collar, chest pocket

Blue Chambray/White, Navy/White

CLASSIC FIT	38	39	40	41	42	43	44	46	48	50
CHEST	108	112	116	120	124	128	132	140	148	156
BODY LENGTH	77	78	79	80	81	82	83	85	87	89

M8224
Ladies' Pin Stripe Short Sleeve Shirt

60% COTTON, 40% POLYESTER
Regular collar, adjustable square cuff, chest pocket

Blue Chambray/White, Navy/White

CLASSIC FIT	6	8	10	12	14	16	18	20	22	24
CHEST	88	93	98	103	108	113	120	126	133	140
BODY LENGTH	62	63	64	65	66	67	68	69	70	71



M7310L
Men's Executive Sateen Stripe Long Sleeve Shirt

60% COTTON, 40% CVC YARN DYED STRIPE
Modern collar with CF placket, double button round cuff,
chest pocket

White/Cobalt, White/Grey

TAILORED FIT	38	39	40	41	42	43	44	46	48	50
CHEST	108.5	111	113.5	116	118.5	123.5	128.5	138.5	148.5	154.5
BODY LENGTH	83.5	84	84.5	85	85.5	86.5	87.5	89.5	91.5	92.5

M8310L
Ladies' Executive Sateen Stripe Long Sleeve Shirt

60% COTTON, 40% CVC YARN DYED STRIPE
Modern collar with CF placket, single button square cuff

White/Cobalt, White/Grey

TAILORED FIT	6	8	10	12	14	16	18	20	22	24
CHEST	87	92	97	102	107	112	119	126	133	140
BODY LENGTH	63	64	65	66	67	68	69	70	71	72

M8310Q

Ladies' Executive Sateen Stripe
Sleeve Shirt

60% COTTON, 40% CVC YARN DYED STRIPE
CF placket, open neck, centre split cuff

White/Cobalt, White/Grey

TAILORED FIT	6	8	10	12	14	16	18	20	22	24
CHEST	87	92	97	102	107	112	119	126	133	140
BODY LENGTH	63	64	65	66	67	68	69	70	71	72



M7100L

Men's Self Stripe Long Sleeve Shirt

SELF STRIPE 60% COTTON, 40% POLYESTER CVC
Classic collar, left chest pocket, adjustable/convertible round cuff

Pale Blue, White

TAILORED FIT	38	39	40	41	42	43	44	46	48	50
CHEST	108.5	111	113.5	116	118.5	123.5	128.5	138.5	148.5	154.5
BODY LENGTH	83.5	84	84.5	85	85.5	86.5	87.5	89.5	91.5	92.5



M8100L

Ladies' Self Stripe Long Sleeve Shirt

SELF STRIPE 60% COTTON, 40% POLYESTER CVC
Classic collar, single button square cuff

Pale Blue, White

TAILORED FIT	6	8	10	12	14	16	18	20	22	24
CHEST	87	92	97	102	107	112	119	126	133	140
BODY LENGTH	63	64	65	66	67	68	69	70	71	72





M7100S

Men's Self Stripe Short Sleeve Shirt

SELF STRIPE 60% COTTON, 40% POLYESTER CVC
Classic collars, left chest pocket

Pale Blue, White

TAILORED FIT	38	39	40	41	42	43	44	46	48	50
CHEST	108.5	111	113.5	116	118.5	123.5	128.5	138.5	148.5	154.5
BODY LENGTH	83.5	84	84.5	85	85.5	86.5	87.5	89.5	91.5	92.5

M8100S

Ladies' Self Stripe Short Sleeve Shirt

SELF STRIPE 60% COTTON, 40% POLYESTER CVC
Classic collar, back split cuff

Pale Blue, White

TAILORED FIT	6	8	10	12	14	16	18	20	22	24
CHEST	87	92	97	102	107	112	119	126	133	140
BODY LENGTH	63	64	65	66	67	68	69	70	71	72



M8100Q

Ladies' Self Stripe 3/4 Sleeve Shirt

SELF STRIPE 60% COTTON, 40% POLYESTER CVC
Classic collar, open neck, back split

Pale Blue, White

TAILORED FIT	6	8	10	12	14	16	18	20	22	24
CHEST	87	92	97	102	107	112	119	126	133	140
BODY LENGTH	63	64	65	66	67	68	69	70	71	72





M7360L

Men's Mini Check Long Sleeve Shirt

60% COTTON, 40% POLYESTER CVC
Modern collar, adjustable round cuff

Lilac, Pale Blue

TAILORED FIT	38	39	40	41	42	43	44	46	48	50
CHEST	108.5	111	113.5	116	118.5	123.5	128.5	138.5	148.5	154.5
BODY LENGTH	83.5	84	84.5	85	85.5	86.5	87.5	89.5	91.5	92.5



M8360Q

Ladies' Mini Check 3/4 Sleeve Shirt

60% COTTON, 40% POLYESTER CVC
Regular collar, open neck, back split cuff

Lilac, Pale Blue

TAILORED FIT	6	8	10	12	14	16	18	20	22	24
CHEST	87	92	97	102	107	112	119	126	133	140
BODY LENGTH	63	64	65	66	67	68	69	70	71	72



M8360S

Ladies’ Mini Check Short Sleeve Shirt

60% COTTON, 40% POLYESTER CVC
Regular collar, double button adjustable square cuff

Lilac, Pale Blue

TAILORED FIT	6	8	10	12	14	16	18	20	22	24
CHEST	87	92	97	102	107	112	119	126	133	140
BODY LENGTH	63	64	65	66	67	68	69	70	71	72

M7360S

Men’s Mini Check Short Sleeve Shirt

60% COTTON, 40% POLYESTER CVC
Classic collars, left chest pocket

Lilac, Pale Blue

TAILORED FIT	38	39	40	41	42	43	44	46	48	50
CHEST	108.5	111	113.5	116	118.5	123.5	128.5	138.5	148.5	154.5
BODY LENGTH	83.5	84	84.5	85	85.5	86.5	87.5	89.5	91.5	92.5



M7011

Men’s Fine Chambray Short Sleeve Shirt

60% COTTON, 40% POLYESTER
Regular collar, chest pocket

Blue

CLASSIC FIT	38	39	40	41	42	43	44	46	48	50
CHEST	108	112	116	120	124	128	132	140	148	156
BODY LENGTH	77	78	79	80	81	82	83	85	87	89

M8013

Ladies’ Fine Chambray 3/4 Sleeve Shirt

60% COTTON, 40% POLYESTER
Regular collar, opne neck, back split cuff

Blue

CLASSIC FIT	6	8	10	12	14	16	18	20	22	24
CHEST	88	93	98	103	108	113	120	126	133	140
BODY LENGTH	62	63	64	65	66	67	68	69	70	71



M7012


Men's Fine Chambray Long Sleeve
Shirt

60% COTTON, 40% POLYESTER
Regular collar, chest pocket, adjustable round
cuff

Blue

CLASSIC FIT	38	39	40	41	42	43	44	46	48	50
CHEST	108	112	116	120	124	128	132	140	148	156
BODY LENGTH	77	78	79	80	81	82	83	85	87	89





M8132

Ladies' Dobby Stripe Long Sleeve Shirt

100% SUPER FINE COTTON

Regular collar, french cuffs with cuff links buttons provided

Black/Charcoal

CLASSIC FIT	6	8	10	12	14	16	18	20	22	24
CHEST	88	93	98	103	108	113	120	126	133	140
BODY LENGTH	62	63	64	65	66	67	68	69	70	71



M7132

Men's Dobby Stripe Long Sleeve Shirt

100% SUPER FINE COTTON

Left chest pocket, Regular collar, french cuffs with cuff links buttons provided

Black/Charcoal

CLASSIC FIT	38	39	40	41	42	43	44	46	48	50
CHEST	108	112	116	120	124	128	132	140	148	156
BODY LENGTH	77	78	79	80	81	82	83	85	87	89



M7362

Men's Mini Check Long Sleeve Shirt

100% PREMIUM COTTON

Spread collar, left hand chest pocket, adjustable round cuff

Pale Blue

CLASSIC FIT	38	39	40	41	42	43	44	46	48	50
CHEST	108	112	116	120	124	128	132	140	148	156
BODY LENGTH	77	78	79	80	81	82	83	85	87	89





M8922

Laides' Dot Contrast Long Sleeve Shirt

100% PREMIUM COTTON
Adjustable round cuff

White/Blue Dot

TAILORED FIT	6	8	10	12	14	16	18	20	22	24
CHEST	88	93	98	103	108	113	120	126	133	140
BODY LENGTH	62	63	64	65	66	67	68	69	70	71

M7922

Men's Dot Contrast Long Sleeve Shirt

100% PREMIUM COTTON
Button down collar, chest pocket, adjustable round cuff

White/Blue Dot

TAILORED FIT	38	39	40	41	42	43	44	46
CHEST	108	112	116	120	124	128	132	140
BODY LENGTH	77	78	79	80	81	82	83	85



M7005L

Men's Pinpoint Oxford Long Sleeve Shirt

100 % COTTON PINPOINT OXFORD WEAVE

Modern collar, left chest pocket, double button square cuff

Blue

TAILORED FIT	38	39	40	41	42	43	44	46	48	50
CHEST	108.5	111	113.5	116	118.5	123.5	128.5	138.5	148.5	154.5
BODY LENGTH	83.5	84	84.5	85	85.5	86.5	87.5	89.5	91.5	92.5

M8005L

Ladies' Pinpoint Oxford Long Sleeve Shirt

100 % COTTON PINPOINT OXFORD WEAVE

Regular collar, single button square cuff

Blue

TAILORED FIT	6	8	10	12	14	16	18	20	22	24
CHEST	87	92	97	102	107	112	119	126	133	140
BODY LENGTH	63	64	65	66	67	68	69	70	71	72



M8040S

Ladies' CVC Oxford Short Sleeve Shirt

60% COTTON, 40% POLYESTER
Modern collar, back split cuff

Blue, Lilac, White

TAILORED FIT	6	8	10	12	14	16	18	20	22	24
CHEST	87	92	97	102	107	112	119	126	133	140
BODY LENGTH	63	64	65	66	67	68	69	70	71	72

M7040S

Men's CVC Oxford Short Sleeve Shirt

60% COTTON, 40% POLYESTER
Modern collar, chest pocket

Blue, Lilac, White

TAILORED FIT	38	39	40	41	42	43	44	46	48	50
CHEST	108.5	111	113.5	116	118.5	123.5	128.5	138.5	148.5	154.5
BODY LENGTH	83.5	84	84.5	85	85.5	86.5	87.5	89.5	91.5	92.5



M8040L
Ladies' CVC Oxford Long Sleeve Shirt

60% COTTON, 40% POLYESTER
Modern collar, single button square cuff

Blue, Lilac, White

TAILORED FIT	6	8	10	12	14	16	18	20	22	24
CHEST	87	92	97	102	107	112	119	126	133	140
BODY LENGTH	63	64	65	66	67	68	69	70	71	72

M7040L
Men's CVC Oxford Long Sleeve Shirt

60% COTTON, 40% POLYESTER
Modern collar, chest pocket, double button round cuff

Blue, Lilac, White

TAILORED FIT	38	39	40	41	42	43	44	46	48	50
CHEST	108.5	111	113.5	116	118.5	123.5	128.5	138.5	148.5	154.5
BODY LENGTH	83.5	84	84.5	85	85.5	86.5	87.5	89.5	91.5	92.5



M8040Q
Ladies' CVC Oxford 3/4 Sleeve Shirt

60% COTTON, 40% POLYESTER
Modern collar, open neck, centre split cuff

Blue, Lilac, White

TAILORED FIT	6	8	10	12	14	16	18	20	22	24
CHEST	87	92	97	102	107	112	119	126	133	140
BODY LENGTH	63	64	65	66	67	68	69	70	71	72





BS17

Men's Herringbone Pin Stripe Long Sleeve Shirt

60% COTTON, 35% POLYESTER, 3% ELASTANE
Left hand chest pocket, double button mitered cuff

Black/White, Mild Blue/Navy, White/Charcoal

MODERN FIT	S	M	L	XL	2XL	3XL	4XL	5XL
CHEST	106	111	116	121	126	131	136	141
BODY LENGTH	73.0	75.0	77.0	79.0	81.0	83.0	85.0	87.0
COLLAR	40.0	41.0	42.0	43.0	44.0	45.0	46.0	47.0

BS18

Ladies' Pin Stripe 3/4 Sleeve Shirt

60% COTTON, 35% POLYESTER, 3% ELASTANE
No pocket, centre split cuff

Black/White, Mild Blue/Navy, White/Charcoal

MODERN FIT	6	8	10	12	14	16	18	20	22	24
CHEST	89	94	99	104	109	114	119	124	129	134
BODY LENGTH	58.0	60.0	62.0	64.0	66.0	68.0	70.0	72.0	74.0	74.0



BS06S

UNISEX

Unisex Short Sleeve Epaulette Shirts

115GSM - 65% POLYESTER, 35% COTTON, POPLIN
Button down epaulettes. Pleated pockets with button flaps
& pen division.

Blue, White

EASY FIT	3XS	2XS	XS	S	M	L	XL	2XL	3XL	4XL	5XL	7XL
LADIES' SIZES	8 -10	12	14	16	18	20	22	24	26	28	82	
HALF CHEST	51	54	57	59.5	62	64.5	67	69.5	72	74.5	77	82
BODY LENGTH	69/72	70/73	71/76	73/78	75/80	77/82	79/84	81/86	83/88	85/90	87/92	91/96
COLLAR	37	38.5	40	41	42	43	44	45	46	47	48	50

LADIES' SIZES ARE MENTIONED FOR REFERENCE ONLY. PLEASE MENTION SIZE FROM 3XS - 7XL WHEN ORDERING

BS06L

UNISEX

Unisex Long Sleeve Epaulette Shirts

115GSM - 65% POLYESTER, 35% COTTON, POPLIN
Button down epaulettes, pleated pockets with button flaps
& pen division, adjustable round cuff.

Blue, White

EASY FIT	3XS	2XS	XS	S	M	L	XL	2XL	3XL	4XL	5XL	7XL
LADIES' SIZES	8 -10	12	14	16	18	20	22	24	26	28	82	
HALF CHEST	51	54	57	59.5	62	64.5	67	69.5	72	74.5	77	82
BODY LENGTH	69/72	70/73	71/76	73/78	75/80	77/82	79/84	81/86	83/88	85/90	87/92	91/96
COLLAR	37	38.5	40	41	42	43	44	45	46	47	48	50

LADIES' SIZES ARE MENTIONED FOR REFERENCE ONLY. PLEASE MENTION SIZE FROM 3XS - 7XL WHEN ORDERING



BS01L

Men's Poplin Long Sleeve Business Shirt

115GSM - 65% POLYESTER, 35% COTTON, POPLIN
Left hand chest pocket, hard wearing & easy to care, adjustable round cuff

Black, White

EASY FIT	S	M	L	XL	2XL	3XL	4XL	5XL
CHEST	117	122	127	132	137	142	147	152
BODY LENGTH	75/81	77/83	79/85	81/87	83/89	85/91	87/93	89/95
COLLAR	39.5	41.0	42.5	44.0	45.5	47.0	48.5	50.0

BS01S

Men's Poplin Short Sleeve Business Shirt

115GSM - 65% POLYESTER, 35% COTTON, POPLIN
Left hand chest pocket, hard wearing & easy to care

Black, White

EASY FIT	S	M	L	XL	2XL	3XL	4XL	5XL
CHEST	117	122	127	132	137	142	147	152
BODY LENGTH	75/81	77/83	79/85	81/87	83/89	85/91	87/93	89/95
COLLAR	39.5	41.0	42.5	44.0	45.5	47.0	48.5	50.0



BS07Q

Ladies' Teflon™ Executive 3/4 Sleeve Shirt

120GSM - 75.6% POLYESTER, 21.3% COTTON, 3% SPANDEX
Breathable, stain released and wrinkle resistance, centres split cuff

Black, Charcoal, Cherry Red, Mid Blue, Navy, Royal, Stone, White

MODERN FIT	6	8	10	12	14	16	18	20	22	24	26
HALF CHEST	46.0	48.5	51.0	53.5	56.0	58.5	61.0	63.5	66.0	68.5	71.0
BODY LENGTH	61.0	63.0	65.0	67.0	69.0	71.0	73.0	75.0	77.0	79.0	79.0

BS08L

Men's Teflon™ Executive Long Sleeve Shirt

120GSM - 75.6% POLYESTER, 21.3% COTTON, 3% SPANDEX
Breathable, stain released and wrinkle resistance, Left chest pocket, adjustable mitered cuff

Black, Charcoal, Mid Blue, Navy, Royal, Stone, White

MODERN FIT	S	M	L	XL	2XL	3XL	4XL	5XL
HALF CHEST	53.0	55.5	58.0	60.5	63.0	65.5	68.0	70.5
BODY LENGTH	73.0	75.0	77.0	79.0	81.0	83.0	85.0	87.0
COLLAR	40.0	41.0	42.0	43.0	44.0	45.0	46.0	47.0



BS08S

Men's Teflon™ Executive Short Sleeve Shirt

120GSM - 75.6% POLYESTER, 21.3% COTTON, 3% SPANDEX

Breathable, stain released and wrinkle resistance.

Black, Charcoal, Mid Blue, Navy, Royal, Stone, White

MODERN FIT	S	M	L	XL	2XL	3XL	4XL	5XL
HALF CHEST	53.0	55.5	58.0	60.5	63.0	65.5	68.0	70.5
BODY LENGTH	73.0	75.0	77.0	79.0	81.0	83.0	85.0	87.0
COLLAR	40.0	41.0	42.0	43.0	44.0	45.0	46.0	47.0

BS07S

Ladies' Teflon™ Executive Short Sleeve Shirt

120GSM - 75.6% POLYESTER, 21.3% COTTON, 3% SPANDEX

Breathable, stain released and wrinkle resistance.

Black, Charcoal, Cherry Red, Mid Blue, Navy, Royal, Stone, White

MODERN FIT	6	8	10	12	14	16	18	20	22	24	26
HALF CHEST	46.0	48.5	51.0	53.5	56.0	58.5	61.0	63.5	66.0	68.5	71.0
BODY LENGTH	61.0	63.0	65.0	67.0	69.0	71.0	73.0	75.0	77.0	79.0	79.0



BS03L

Men’s Wrinkle Free Long Sleeve Chambray Shirts

150GSM - 55% COTTON, 45% POLYESTER, CHAMBRAY
Matching blue stitching. Tortoiseshell buttons. Wash ‘n’ wear
design. Button-down collar. Chest pockets with button clo-
sure. Adjustable round cuff

Chambray Blue

EASY FIT	S	M	L	XL	2XL	3XL	4XL	5XL	7XL
CHEST	118	122	127	132	139	144	149	154	164
BODY LENGTH	76.0	78.0	80.0	82.0	84.0	86.0	88.0	88.0	90.0
COLLAR	39.0	41.0	42.5	44.0	45.5	47.0	48.5	50.0	53.0

BS04

Ladies’ Wrinkle Free 3/4 Sleeve Chambray Shirts

150GSM - 55% COTTON, 45% POLYESTER, CHAMBRAY
Matching blue stitching. Tortoiseshell buttons. Wash ‘n’ wear
design. No chest pocket. Centre split cuff

Chambray Blue

EASY FIT	8	10	12	14	16	18	20	22	24
CHEST	99	104	109	114	119	124	129	134	139
BODY LENGTH	61.0	63.0	65.0	67.0	69.0	71.0	73.0	75.0	75.0
COLLAR	39.0	40.0	41.0	42.0	43.0	44.0	45.0	46.0	47.0



BS03S

Men's Wrinkle Free Short Sleeve Chambray Shirts

150GSM - 55% COTTON, 45% POLYESTER, CHAMBRAY
Matching blue stitching. Tortoiseshell buttons. Wash 'n' wear design. Button-down collar. Chest pockets with button closure.

Chambray Blue

EASY FIT	S	M	L	XL	2XL	3XL	4XL	5XL	7XL
CHEST	118	122	127	132	139	144	149	154	164
BODY LENGTH	76.0	78.0	80.0	82.0	84.0	86.0	88.0	88.0	90.0
COLLAR	39.0	41.0	42.5	44.0	45.5	47.0	48.5	50.0	53.0



BS05

Ladies' Wrinkle Free Short Sleeve Chambray Shirts

150GSM - 55% COTTON, 45% POLYESTER, CHAMBRAY
Matching blue stitching. Tortoiseshell buttons. Wash 'n' wear design. No chest pocket.

Chambray Blue

EASY FIT	8	10	12	14	16	18	20	22	24
CHEST	99	104	109	114	119	124	129	134	139
BODY LENGTH	61.0	63.0	65.0	67.0	69.0	71.0	73.0	75.0	75.0
COLLAR	39.0	40.0	41.0	42.0	43.0	44.0	45.0	46.0	47.0



BS16
Ladies' Tri-colour Arena Shirt

155GSM - 65% POLYESTER/35% COTTON TWILL.
Contrast colour on inner neck, side panels & sleeves with piping, concealed placket, left chest concealed pocket.

Black/White/Gold, Black/White/Green, Black/White/Grey, Black/White/Orange, Black/White/Red, Black/White/Royal, Navy/White/Gold, Navy/White/Red


MODERN FIT	8	10	12	14	16	18	20	22	24
HALF CHEST	45.5	48	50.5	53	55.5	59	62	65	69
BODY LENGTH	63	65	67	69	70	72	74	76	78

BS15
Men's Tri-colour Arena Shirt

155GSM - 65% POLYESTER/35% COTTON TWILL
Contrast colour on inner neck, side panels & sleeves with piping, concealed placket, left chest concealed pocket.

Black/White/Gold, Black/White/Green, Black/White/Grey, Black/White/Orange, Black/White/Red, Black/White/Royal, Navy/White/Gold, Navy/White/Red

MODERN FIT	S	M	L	XL	2XL	3XL	4XL	5XL
HALF CHEST	56	58.5	61	63.5	66	68.5	71	73.5
BODY LENGTH	76	78	80	82	84	86	87	88



BS11

Men's Tri-colour Moto Shirt

190GSM - 65% POLYESTER/35% COTTON TWILL.
Left hand chest concealed pocket, White piping across the chest and sleeves, Rubber buttons, Contrast colour on inner placket.

Red/Black/White, Royal/Black/White

EASY FIT	S	M	L	XL	2XL	3XL	4XL	5XL
HALF CHEST	58.0	60.5	63.0	65.5	68.0	70.5	73.0	75.5
BODY LENGTH	72.0	74.0	76.0	78.0	80.0	82.0	84.0	86.0
COLLAR	40.0	41.0	42.0	43.0	44.0	45.0	46.0	47.0



CoolDry® integrates the comfort of Cotton and quick drying function of Polyester. It features moisture absorbing, quick drying, breathable, and light weight.



M8614S

Ladies' CoolDry® Short Sleeve Overblouse

100% BREATHABLE POLYESTER

Moisture management, revere collar, action back, left hand chest pocket

Avocado, Blue, Charcoal, Denim, Red, Royal, Teal, White

TAILORED FIT	6	8	10	12	14	16	18	20	22	24	26	28	30
CHEST	87	92	97	102	107	112	119	126	133	140	147	154	161
BODY LENGTH	64	65	66	67	68	69	70	71.5	73	74.5	76	77.5	79

M8600Q

Ladies' CoolDry® 3/4 Sleeve Shirt

100% BREATHABLE POLYESTER

Moisture management mhaped hem, open neck, centre split cuff

Avocado, Blue, Charcoal, Denim, Red, Royal, Teal, White

TAILORED FIT	6	8	10	12	14	16	18	20	22	24	26	28	30
CHEST	87	92	97	102	107	112	119	126	133	140	147	154	161
BODY LENGTH	56.5	57.5	58.5	59.5	60.5	61.5	63.5	64.5	65.5	66.5	67.5	68.5	69.5



CoolDry® integrates the comfort of Cotton and quick drying function of Polyester. It features moisture absorbing, quick drying, breathable, and light weight.



M7600S

Men's CoolDry® Short Sleeve Shirt

100% BREATHABLE POLYESTER

Moisture Management Yoke front, concealed left chest pocket

Blue, Charcoal, Denim, Royal, Teal

TAILORED FIT	38	39	40	41	42	43	44	46	48	50
CHEST	114.5	118	121.5	125	129	133	139	151	157	163
BODY LENGTH	77	78	79	80	81	82	83	85	87	89

M8600S

Ladies' CoolDry® Short Sleeve Shirt

100% BREATHABLE POLYESTER

Moisture Management. Shaped hem, open neck

Avocado, Blue, Charcoal, Denim, Red, Royal, Teal, White

TAILORED FIT	6	8	10	12	14	16	18	20	22	24	26	28	30
CHEST	87	92	97	102	107	112	119	126	133	140	147	154	161
BODY LENGTH	64	65	66	67	68	69	70	71.5	73	74.5	76	77.5	79



HEALTH CARE

Patients will know they are in good hands with your team of professionally dressed clinicians. Designed for style, durability and flexibility throughout the day, our healthcare range offers practical, low maintenance comfort for medical professionals.

STYLE	DESCRIPTION	PAGE
M7630	Unisex Scrubs Sort Sleeve Tunic Top	177
M7632	Unisex Long Sleeve Lab Coat	176
M7636	Men's Stud Front Short Sleeve Jacket	174
M8636S	Ladies' Full Zip Front Short Sleeve Tunic	175
M9370	Unisex Scrubs Sort	177




M7636

Men's Stud Front Short Sleeve Jacket

100% POLYESTER MECHNICAL STRETCH
Stud buttons front, left chest pocket, round neck
with stud botton, back waist band with two pleats
for better shape

White

MODERN FIT	XS	S	M	L	XL	2XL	3XL
CHEST	100	105	110	115	120	125	130
BODY LENGTH	75	76	77	78	79	80	81





M8636S


Ladies' Full Zip Front Short Sleeve Tunic

100% POLYESTER MECHANICAL STRETCH

Full zip front, two side pockets, two side splits, back waist bank and one centre pleat for comfort

White

TAILORED FIT	6	8	10	12	14	16	18	20	22	24
CHEST	87	92	97	102	107	112	117	122	127	132
BODY LENGTH	66	67	68	69	70	71	72	73	74	75





M7632 UNISEX
Unisex Long Sleeve Lab Coat

190GSM - 65% POLYESTER, 35% COTTON, ANTI-STATIC TWILL
Concealed stud buttons front, two lower pockets, on e chest pocket with pen partition, back centred vent.

White

EASY FIT	XS	S	M	L	XL	2XL
LADIES' SIZES	8 -10	12	14	16	18	20
CHEST	102	107	112	117	122	127
BODY LENGTH	92	93	94	95	96	97

LADIES' SIZES ARE MENTIONED FOR REFERENCE ONLY. PLEASE MENTION SIZE FROM XS - 2XL WHEN ORDERING



M7630 UNISEX

Unisex Scrubs Short Sleeve Tunic Top

65% POLYESTER, 35% COTTON
V-neck. Left chest and two lower front pockets, with internal organiser pockets.

Mid Blue, Navy

EASY FIT	XS	S	M	L	XL	2XL	3XL	4XL	5XL
LADIES' SIZES	8 -10	12	14	16	18	20	22	24	26
CHEST	107	112	117	122	127	132	137	142	147
BODY LENGTH	72	73	74	75	76	77	78	79	80

LADIES' SIZES ARE FOR REFERENCE ONLY. PLEASE MENTION SIZE FROM XS - 5XL WHEN ORDERING

M9370 UNISEX

Unisex Scrubs Pants

65% POLYESTER, 35% COTTON
Front side pockets, one back pocket and two cargo pockets. Cord draw string.

Mid Blue, Navy

EASY FIT	XS	S	M	L	XL	2XL	3XL	4XL	5XL
LADIES' SIZES	8 -10	12	14	16	18	20	22	24	26
HIP	115	120	125	130	135	140	145	150	155
OUTER LENGTH	100	102	104	106	108	110	111	112	113

LADIES' SIZES ARE FOR REFERENCE ONLY. PLEASE MENTION SIZE FROM XS - 5XL WHEN ORDERING





KNITWEAR

Add a touch of warmth and texture to a sharp suit with our quality knitwear range. Available in a variety of styles and blends, our collection ensures employees are able to perform in optimum comfort, indoors and out in the elements.

STYLE	DESCRIPTION	PAGE
M9501	Men's V-Neck Vest	181
M9502	Men's V-Neck Long Sleeves Jumper	180
M9601	Ladies' V-Neck Vest	181
M9602	Ladies' V-Neck Long Sleeves Cardigan	180
WJ01	Men's V-Neck Wool/Acrylic Knit Long Sleeves Jumper	182
WJ02	Men's V-Neck Wool/Acrylic Knit Vest	182





M9502

Men's V-Neck Long Sleeves Jumper

12 GAUGE -100% MERINO WOOL
V-Neck, fully fashioned, contemporary style and fit.

Black, Charcoal, Navy

REGULAR FIT	S	M	L	XL	2XL	3XL
CHEST	98	104	110	116	122	128
BODY LENGTH	69	71	73	75	76	77

M9602

Ladies' V-Neck Long Sleeves Cardigan

12 GUAGE - 100% MERINO WOOL
Button through cardigan

Black, Charcoal, Navy

REGULAR FIT	XS/8	S/10	M/12	L/14	XL/16	2XL/18	3XL/20
CHEST	87	92	97	102	112	122	132
BODY LENGTH	59	60.5	62	63.5	65	66.5	68



M9601

Ladies' V-Neck Vest

12 GAUGE - 73% VISCOSE, 27% NYLON
Contemporary style, ribbed v-neck, armhome and hem

Black, Charcoal, Navy, Red

MODERN FIT	XS/8	S/10	M/12	L/14	XL/16	2XL/18	3XL/20
CHEST	82	87	92	97	107	117	127
BODY LENGTH	58	60	62	64	66	68	70


M9501

Men's V-Neck Vest

12 GAUGE - 100% MERINO WOOL
Contemporary style, ribbed v-neck, armhome and hem

Black, Charcoal, Navy

MODERN FIT	S	M	L	XL	2XL	3XL
CHEST	98	104	110	116	122	128
BODY LENGTH	69	71	73	75	76	77



WJ01

Men's V-Neck Long Sleeves Jumper

50% WOOL, 50% ACRYLIC
V-Neck, long sleeves jumper. Premium wool/acrylic blend.
Quality dyes giving rich deep colours.

Black, Charcoal, Navy

MODERN FIT	S	M	L	XL	2XL	3XL
HALF CHEST	52.5	55.0	57.5	60.0	62.5	65.0
BODY LENGTH	66.0	68.0	70.0	72.0	74.0	76.0



WJ02

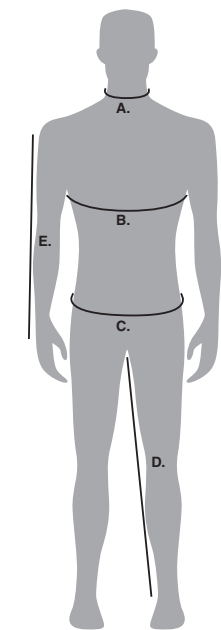
Men's V-Neck Vest

50% WOOL, 50% ACRYLIC. V-NECK VEST
Premium wool/acrylic blend. Quality dyes giving rich deep
colours.

Black, Charcoal, Navy

MODERN FIT	S	M	L	XL	2XL	3XL
HALF CHEST	52.5	55.0	57.5	60.0	62.5	65.0
BODY LENGTH	66.0	68.0	70.0	72.0	74.0	76.0

Benchmark Fitting Guide for Men



- A. NECK**

The measurement is taken around the neck, at the collar level.
- B. CHEST**

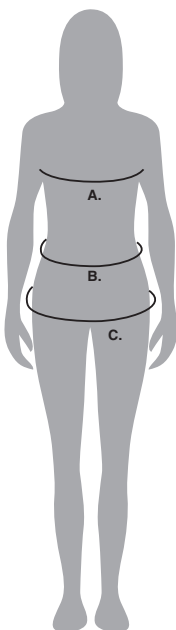
The measurement is taken around the fullest part of the upper chest, keeping the tape under the arms and around the shoulder blades.
- C. WAIST**

The measurement is taken around the waist, keeping one finger between the tape and the body, for a comfortable fit.
- D. INSEAM**

Measure from the top of the inner pant leg seam (the crotch) to the opening at the bottom of the pant leg.
- E. SLEEVE**

Measure the length from the top stitching on the shoulder to the bottom of the wrist. Be careful not to measure too high above the wrist.

Benchmark Fitting Guide for Women



- A. BUST**

The measurement is taken around the fullest part of the bust, keeping the tape under the arms and around the shoulder blades.
- B. WAIST**

The measurement is taken around the waist, keeping one finger between the tape and the body, for a comfortable fit.
- C. HIPS**

The measurement is taken around the fullest part of the hips, while standing naturally (approximately 22 cm down from the waist).

LADIES' TOPS			LADIES' BOTTOMS		
SIZE	TO FIT CHEST	TO FIT WAIST	SIZE	TO FIT WAIST	TO FIT HIP
6	77/80	66/68	6	66/68	86/89
8/XS	82/85	71/73	8	71/73	91/94
10/S	87/90	76/78	10	76/78	96/99
12/M	92/95	81/83	12	81/83	101/104
14/L	97/100	86/88	14	86/88	106/109
16/XL	102/105	91/93	16	91/93	111/114
18/XL	107/110	96/98	18	96/98	116/119
20/2XL	112/115	101/103	20	101/103	121/124
22/3XL	117/120	106/108	22	106/108	126/129
24/3XL	122/125	111/113	24	111/113	131/134
26	127/130	116/118	26	116/118	136/139
28	132/135	121/123			
30	137/140	126/128			

MEN'S JACKETS			MEN'S SHIRTS					MEN'S PANTS			M7630 SIZE CONVERSION		M9370 SIZE CONVERSION	
SIZE	TO FIT CHEST	SLEEVE	SIZE	COLLAR	TO FIT CHEST	LONG SLEEVE	SHORT SLEEVE	SIZE	TO FIT WAIST	INLEG LENGTH	SIZE	TO FIT LADIES' SIZE	SIZE	TO FIT LADIES' SIZE
92/XS	87cm	64.5cm	38/S	38cm	86/88cm	62cm	25cm	77	77/30	84	XS	12	XS/77/30	12
97/S	92cm	65.5cm	39/M	39cm	90/92cm	62.5cm	25cm							
102/M	97cm	66.5cm	40/M	40cm	94/96cm	63cm	25cm	82	82/32	84	S	14	S/82/32	14
107/L	102cm	67.5cm	41/L	41cm	98/100cm	63.5cm	26cm	87	87/34	84	M	16	M/87/34	16
			42/L	42cm	102/104cm	64cm	26cm	92	92/36	84	L	18	L/92/36	18
112/XL	107cm	68.5cm	43/XL	43cm	106/108cm	64.5cm	26cm	97	97/38	84	XL	20	XL/97/38	20
117/2XL	112cm	69cm	44/XL	44cm	110/112cm	65cm	27cm	102	102/40	84	2XL	22	2XL/102/40	22
122/3XL	117cm	69.5cm	46/2XL	46cm	118/120cm	66cm	27cm	107	107/42	84	3XL	24	3XL/107/42	24
			48/3XL-4XL	48cm	126/128cm	67cm	28cm	112	112/44	84	4XL	26	4XL/112/44	26
127/4XL	122cm	70cm	50/5XL	50cm	134/136cm	68cm	28cm	117	117/46	84	5XL	28	5XL/117/46	28

FIND YOUR BEST SIZE FIT

Finding a fit that suits your body is very important. It not only helps in comfort but also makes you look great. Use below chart to choose the correct fit that suits your style or flatter your body shape.

SLIM FIT
This Fit is shaped to the body. To get a semi-fitted look you may buy one size up

MODERN FIT
This Fit follows the shape of the body and provides ease for movement

EASY FIT
This is a Fit with extra ease for movement. The garment falls free from the body

CLASSIC FIT
Follows the shape of body and provides ease for movement, shirt can be tucked into pants or wear out

TAILORED FIT
Follows the shape of body and provides ease for movement, extra length provided to cover the back when bend down. The garment falls free from the body

DISCLAIMER:
Whilst every effort is being made to supply garments to our customers according to the specifications provided in this catalogue, we shall not be liable, or accept any responsibility for claims where our products have undergone any value addition processes such as printing, embroidery, etc. It is therefore strongly advised that the purchaser should check all aspects of goods received for correct style, colour, fit, etc. prior to any value addition to these items. Some colours may not appear correctly due to printing limitations.

NOTE:
Specification measurements in this catalogue relate to garment dimensions and not body measurements. All images in this catalogue can not be reproduced without the written permission of the publisher. Colours are reproduced as closely as printing allows. This catalogue has been printed by an environmentally responsible printer (ISO 14001 accredited); on an ecologically rated printing press using 100% vegetable based inks.
Copyright © 2018. All rights reserved.



OUTERWEAR

STYLE	DESCRIPTION	PAGE
FL01	Men's Adults' American Style Crew Fleecy Sweat	232
FL01K	Kids' American Style Crew Fleecy Sweat	232
FL02	Men's Adult's American Style 1/2 Collar Fleecy Sweat Top	233
FL02K	Kids' American Style 1/2 Collar Fleecy Sweat Top	233
FL03	Men's Full-zip Fleecy Hoodie	223
FL03K	Kids' Full-zip Fleecy Hoodie	223
FL04	Ladies' Full-zip Fleecy Hoodie	223
FL07	Men's Close Front Fleecy Hoodie	225
FL07K	Kids' Close Front Fleecy Hoodie	225
FL08	Ladies' Close Front Fleecy Hoodie	225
FL09	Unisex Close Front Fleecy Hoodie	226
FL09K	Kids' Unisex Close Front Fleecy Hoodie	226
FL11	Unisex Fleece Varsity Jacket	231
FL11K	Kids' Fleece Varsity Jacket	231
FL17	Men's Full Zip Contrast Bonded Fleece Hoodie	221
FL18	Ladies' Full Zip Contrast Bonded Fleece Hoodie	221
FL19	Adults' Close Front Contrast Fleece Hoodie	229
FL19K	Kids' Close Front Contrast Fleece Hoodie	229
JK01	Men's Stadium Jacket	194
JK01K	Kids' Unisex Stadium Jacket	194
JK02	Men's Circuit Sports/Racing Jacket	207
JK08	Unisex Adults' & Kids' Warm Up Jacket With Breathable Lining	217
JK08Y	Kids' & Kids' Warm Up Jacket With Breathable Lining	217
JK10	Unisex Adults' Outdoor Activities Spray Jacket	211
JK10K	Kids' Outdoor Activities Spray Jacket	211
JK11	Unisex Wool Blend Varsity Jacket	198
JK11K	Kids' Wool Blend Varsity Jacket	198
JK13	Men's Wool Blend Corporate Jacket Zip front	201
JK14	Ladies' Wool Blend Corporate Jacket	201
JK15	Men's Softshell Sports Jacket	186
JK16	Ladies' Softshell Sports Jacket	186
JK18	Men's 3-in-1 Jacket With Reversible Vest	197
JK21	Men's Adults' Track Top	213
JK21K	Kids' Track Top	213
JK22	Men's Tri-Colour Contrast Reversible Jacket	206
JK23	Men's SoftshellTM Hi-tech Jacket	190
JK24	Ladies' SoftshellTM Hi-tech Jacket	190
JK25	Men's SoftshellTM Hi-tech Vest	191
JK26	Ladies' SoftshellTM Hi-tech Vest	191
JK27	Men's Chalet Jacket	208
JK28	Men's Bathurst Tri-colour Jacket With Hood	200
JK29	Men's Nylon Rip-stop Padded Vest	209
JK30	Ladies' Nylon Ripstop Padded Vest	209
JK31	Men's Softshell Contrast Jacket	189
JK32	Ladies' Softshell Contrast Jacket	189

STYLE	DESCRIPTION	PAGE
JK33	Men's Softshell Hood Jacket	193
JK33K	Kids' Softshell Hood Jacket	193
JK34	Ladies' Softshell Hood Jacket	193
JK35	Men's Versatile Jacket	205
JK36	Ladies' Versatile Jacket	205
JK37	Men's Versatile Vest	205
JK38	Ladies' Versatile Vest	205
JK39	Unisex Seamless Heather Jacket	220
JK41	Men's Heather Bonded Coral Fleece Jacket	218
JK42	Ladies' Heather Bonded Coral Fleece Jacket	218
JK43	Men's Heather Bonded Coral Fleece with Polyest Trim Jacket	219
JK44	Ladies' Heather Bonded Coral Fleece with Polyest Trim Jacket	219
JK45	Men's Softshell Sports Vest	187
JK46	Ladies' Softshell Sports Vest	187
JK47	Unisex Adults Heavy Quilted Vest	203
JK48	Unisex Adults Heavy Quilted Jacket	202
JK53	Unisex Adults Legend Warm Up Jacket	215
JK53K	Kids' Legend Warm Up Jacket	215
JK77	Unisex Adults' Nylon Rip-Stop Jacket	199
PF01	Unisex Adults' Half Zip Polar Fleece Pullover	236
PF02	Unisex Polar Fleece Vest	244
PF04A	Unisex Reversible Vest	241
PF07	Men's Bonded Fleece Jacket	239
PF07K	Kids' Bonded Fleece Jacket	239
PF08	Ladies' Bonded Fleece Jacket	239
PF09	Men's Bonded Fleece Vest	243
PF09K	Kids' Bonded Fleece Vest	243
PF10	Ladies' Bonded Fleece Vest	243
PF11	Kids' Half Zip Polar Fleece Pullover	236
PF15	Men's Shepherd Polar Fleece Contrast Jacket	242
PF16	Ladies' Shepherd Polar Fleece Contrast Jacket	242
PF21	Adults' Half Zip Polar Fleece Pullover	234
PF21K	Kids' Half Zip Polar Fleece Pullover	234
PF22	Adults' Polar Fleece Vest	235
PF27	Adults' Resersable Vest	240
TP01A	Unisex Adults' Traditional Fleecy Trackpants	231
TP01K	Kids' Traditional Fleecy Trackpants	231
TP08	Unisex Adults' Warm Up Pants with Breathable Lining	217
TP08Y	Kids' Warm Up Pants with Breathable Lining	217
TP21	Unisex Adults' Track Pants	213
TP21Y	Kids' Track Pants	213
TP53	Unisex Adults Legend Warm Up Pants	215
TP53Y	Kids' Legend Warm Up Pants	215
RB03	Long Sleeve Rugby Top	215



JK15/JK16 ROSEWALL SOFT SHELL JACKET
Softshell™ Sports Jacket

BONDED SOFTSHELL, 290GSM - SHELL FACE 96%POLYESTER, 4%ELASTANE, SHELL BACK 100%POLYESTER Subtle, stylish and contemporary soft shell jacket. Contrast polar fleece inners, inside collar and pocket zips. Lightweight, water and wind resistant. Longer back tail creating extra warmth.

JK15 MEN'S SOFTSHELL™ SPORTS JACKET								
MODERN FIT	S	M	L	XL	2XL	3XL	4XL	5XL
HALF CHEST	57.5	60	62.5	65	67.5	70	72.5	75
BODY LENGTH	70/73	72/75	74/77	76/79	78/81	80/83	81/84	82/85

JK16 LADIES' SOFTSHELL™ SPORTS JACKET						
MODERN FIT	8	10	12	14	16	18
HALF CHEST	50	52.5	55	57.5	60	63
BODY LENGTH	62/65	64/67	66/69	68/71	70/73	72/75

WEIGHT & SIZE MEASUREMENTS ARE FOR GUIDANCE ONLY





JK45/JK46 ROSEWALL SOFT SHELL VEST

Softshell™ Sports Vest

BONDED SOFTSHELL. 290GSM - SHELL FACE 96%POLYESTER, 4%ELASTANE, SHELL BACK 100%POLYESTER
Contrast polar fleece inners, with zip pockets and longer back tail for extra warmth. Water and wind resistant.

JK45 MEN'S SOFTSHELL™ SPORTS VEST

MODERN FIT	S	M	L	XL	2XL	3XL	4XL	5XL
HALF CHEST	56	58.5	61	63.5	66	68.5	71	73.5
BODY LENGTH	67/70	69/72	71/74	73/76	75/78	77/80	78/81	79/82

JK46 LADIES' SOFTSHELL™ SPORTS VEST

MODERN FIT	8	10	12	14	16	18
HALF CHEST	48.5	51	53.5	56	58.5	61
BODY LENGTH	59/62	61/64	63/66	65/68	67/70	69/72


WEIGHT & SIZE MEASUREMENTS ARE FOR GUIDANCE ONLY



BLACK/CYAN

BLACK/ORANGE

BLACK/RED



JK31/JK32 WHISTLER JACKET

Softshell™ Contrast Jacket

BONDED SOFTSHELL™, 320GSM - SHELL FACE 90% POLY-ESTER, 10% ELASTANE, SHELL BACK 100% POLYESTER. Water/wind resistant, breathable, tough wearing, insulative, hi-tech 4 ways stretch (up - down & left - right). Contrast collar and side panels, heat sealed pocket on left sleeve.

JK31 MEN'S CONTRAST SOFTSHELL JACKET

MODERN FIT	S	M	L	XL	2XL	3XL	4XL	5XL
HALF CHEST	57.5	60.0	62.5	65.0	67.5	70.0	72.5	75.0
BODY LENGTH	70.0	72.0	74.0	76.0	78.0	80.0	82.0	84.0

JK32 LADIES' CONTRAST SOFTSHELL JACKET

MODERN FIT	8	10	12	14	16	18
HALF CHEST	50.0	52.5	55.0	57.5	60.0	62.5
BODY LENGTH	62.0	64.0	66.0	68.0	70.0	72.0

WEIGHT & SIZE MEASUREMENTS ARE FOR GUIDANCE ONLY



BLACK/BLACK



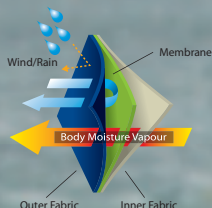
BLACK/GREY



MID BLUE/GREY



GREEN GREY
(LADIES' ONLY)



JK23/JK24 SOFTSHELL JACKET

Softshell™ Hi-tech Jacket

BONDED SOFTSHELL, 340GSM - SHELL FACE 90% POLY-ESTER, 10% ELASTANE, SHELL BACK 100% POLYESTER. Water/wind resistant, breathable, tough wearing, insulative, hi-tech 4 ways stretch (up - down & left- right).

JK23 MEN'S SOFTSHELL™ JACKET

MODERN FIT	S	M	L	XL	2XL	3XL	4XL	5XL
HALF CHEST	57.0	59.5	62.0	64.5	67.0	69.5	72.0	74.5
BODY LENGTH	68.5	70.5	72.5	74.5	76.5	78.5	80.5	82.5

JK24 LADIES' SOFTSHELL™ JACKET

MODERN FIT	8	10	12	14	16	18
HALF CHEST	51.5	54.0	56.5	59.0	61.5	64.0
BODY LENGTH	59.0	61.0	63.0	65.0	67.0	69.0

WEIGHT & SIZE MEASUREMENTS ARE FOR GUIDANCE ONLY



BLACK

CHARCOAL
(MEN'S ONLY)

NAVY

WHITE
(LADIES' ONLY)



JK25/JK26 SOFTSHELL VEST

Softshell™ Hi-tech Vest

BONDED SOFTSHELL, 340GSM - SHELL FACE 90% POLYESTER, 10% ELASTANE, SHELL BACK 100% POLYESTER.

Water/wind resistant, breathable, tough wearing, insulative, hi-tech 4 ways stretch (up - down & left - right).

JK25 MEN'S SOFTSHELL VEST

MODERN FIT	S	M	L	XL	2XL	3XL
HALF CHEST	56.0	58.0	60.0	62.0	64.0	66.0
BODY LENGTH	67.5	69.5	71.5	73.5	75.5	77.5

JK26 LADIES' SOFTSHELL VEST

MODERN FIT	8	10	12	14	16	18
HALF CHEST	48.0	50.0	52.0	54.0	56.0	58.0
BODY LENGTH	59.0	61.0	63.0	65.0	67.0	69.0

WEIGHT & SIZE MEASUREMENTS ARE FOR GUIDANCE ONLY



BLACK



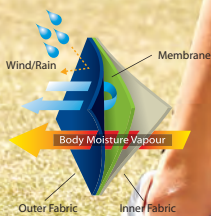
CHARCOAL



NAVY



RED



JK33/JK34/JK33K ASPEN

Softshell Hood Jacket

BONDED SOFTSHELL, 20GSM - SHELL FACE 90% POLYESTER, 10% ELASTANE, SHELL BACK 100% POLYESTER. Water/wind resistant, breathable, tough wearing, insulative. Detachable hood. Hi-tech 4 ways stretch (up - down & left - right).

JK33 MEN'S SOFTSHELL HOODED JACKET

MODERN FIT	S	M	L	XL	2XL	3XL	4XL	5XL
HALF CHEST	57.5	60.0	62.5	65.0	67.5	70.0	72.5	75.0
BODY LENGTH	71.5	73.5	75.5	77.5	79.5	81.5	83.5	85.5

JK34 LADIES' SOFTSHELL HOODED JACKET

MODERN FIT	8	10	12	14	16	18
HALF CHEST	50.0	52.5	55.0	57.5	60.0	62.5
BODY LENGTH	62.0	64.0	66.0	68.0	70.0	72.0

JK33K KIDS' SOFTSHELL HOODED JACKET

MODERN FIT	6K - 8K	8K - 10K	10K - 12K	12K - 14K
HALF CHEST	46	49	52	55
BODY LENGTH	53	58	63	68

WEIGHT & SIZE MEASUREMENTS ARE FOR GUIDANCE ONLY



BLACK/CHARCOAL



MARL CHARCOAL/CHARCOAL



NAVY/CHARCOAL



MARL NAVY/CHARCOAL



RED/BLACK



JK01/JK01K STADIUM JACKET

UNISEX

Unisex Stadium Jacket

OXFORD SHELL, 155GSM - OUTER - 100% POLYESTER, INNER - 100% POLYESTER POLAR FLEECE
Superb tailoring makes this a most practical cool weather garment. Water repellent Oxford shell, inner with thick anti-pill polar fleece. Hideaway hood with drawstring closure. Front chunky zip under press-studded storm flap, high wind collar and adjustable cuff with velcro flap. Embroidery accessible.

JK01 STADIUM OUTERWEAR CONTRAST JACKET (UNISEX)

EASY FIT	XS	S	M	L	XL	2XL	3XL
HALF CHEST	58.0	62.0	65.0	68.0	71.0	74.0	77.0
BODY LENGTH	72.0	75.0	78.0	81.0	84.0	87.0	90.0

JK01K KIDS' STADIUM OUTERWEAR CONTRAST JACKET

EASY FIT	4K - 6K	6K - 8K	8K - 10K	10K - 12K	12K - 14K
HALF CHEST	43	46.0	49.0	52.0	55.0
BODY LENGTH	50	55.0	60.0	65.0	70.0

WEIGHT & SIZE MEASUREMENTS ARE FOR GUIDANCE ONLY



BLACK/BLACK



BLACK/GOLD



BLACK/RED



NAVY/GOLD



NAVY/NAVY



NAVY/RED



NAVY/SILVER
(ADULTS ONLY)



NAVY/SKY



ROYAL/ROYAL



RED/RED



JK01K

JK01





JK18 TEAMMATE JACKET

Men's 3-in-1 Jacket With Reversible Vest

Shell - Nylon Taslon, Lining - Taffeta (Jacket), Polar Fleece (Vest) 140gsm - Outer - 100% Nylon, Inner - 100% Polyester. Hideaway hood concealed in collar. Removable vest. Concealed embroidery access. Silver reflective piping.

MEN'S JACKET WITH CONTRAST PIPING & SIDE PANELS							NAVY/NAVY	
EASY FIT	S	M	L	XL	2XL	3XL	5XL	7XL
HALF CHEST	62.5	65.0	67.5	70.0	72.5	75.0	80.0	85.0
BODY LENGTH	75.0	77.0	79.0	81.0	83.0	85.0	87.0	89.0

REVERSIBLE VEST WITH CONTRAST SIDE PANELS						
EASY FIT	S	M	L	XL	2XL	3XL
HALF CHEST	58.5	61.0	63.5	66.0	68.5	71.0
BODY LENGTH	66.0	68.0	70.0	72.0	74.0	76.0

WEIGHT & SIZE MEASUREMENTS ARE FOR GUIDANCE ONLY



BLACK/GREY



BLACK/RED



NAVY/NAVY - (ALSO AVAILABLE IN 5XL & 7XL)



NAVY/RED



NAVY/WHITE



RED/BLACK



BLACK/GREY



BLACK/RED



NAVY/NAVY



NAVY/RED



NAVY/WHITE



RED/BLACK



Note: While stock lasts. Some sizes might be out of stock.

JK11/JK11K WOOL LETTERMAN

UNISEX

Wool Blend Varsity Jacket

WOOL BLEND, 400GSM - 50%WOOL, 50%POLYESTER
BLENDED MELTON

Contrast PU sleeves. Heavy ribbed collar, cuffs & waist band with contrast strips. Contrast PU sleeves. Quilted lining, two front welt pockets and two inside pockets. Press studs front closure.

JK11 ADULTS' WOOL BLEND VARSITY JACKET

MODERN FIT	3XS	2XS	XS	S	M	L	XL	2XL	3XL
LADIES' REF	8/14K	10/16K	12	14	16	18	20	22	24
HALF CHEST	50	52.5	55	57.5	60	62.5	65	68	71
BODY LENGTH	62	64	66	68	70	72	74	75	76

JK11K KIDS' WOOL BLEND VARSITY JACKET

MODERN FIT	6K	8K	10K	12K
HALF CHEST	40	42.5	45	47.5
BODY LENGTH	46	50	54	58

WEIGHT & SIZE MEASUREMENTS ARE FOR GUIDANCE ONLY



BLACK/WHITE

BOTTLE/WHITE

NAVY/WHITE



RED/WHITE

ROYAL/WHITE



JK77 ARENA JACKET

UNISEX

Nylon Rip-Stop Jacket

NYLON RIP STOP, 105GSM - 1100% POLYESTER RIP-STOP WITH PU COATING. BREATHABILITY: 3000MM
Contrast colour on side panels & sleeves with piping, raglan sleeves with elasticated adjustable cuffs, consealed detachable hood, two side pockets with zip closure, vertical zipped pocket on right hand chest, front storm flap with consealed studs, polar fleece lining with pockets.

JK77 UNISEX NYLON RIP-STOP JACKET

MODERN FIT	2XS	XS	S	M	L	XL	2XL	3XL	5XL	7XL
LADIES' REF	10	12	14	16	18	20	22	24	26	28/30
HALF CHEST	52.5	55	57.5	60	62.5	65	67.5	70	75	80
BODY LENGTH	68	70	72	74	76	78	80	82	84	86

Weight & size measurements are for guidance only





JK28 BATHURST

UNISEX

Bathurst Tri-colour Jacket With Hood

SHELL - NYLON TASLON, LINING - MICRO POLAR FLEECE 200GSM - OUTER - 100% NYLON, INNER - 100% POLYESTER
Contrast jacket with double stitched seams across back and front. adjustable cuffs with velcro tabs. Front pockets on both sides. Draw-cord at hem. Inside garment features: chest jet pocket, phone pouch, pen holder & an extra big pocket at the lower waist position. Concealed zippered embroidery access.

JK28 Tri-colour Jacket with Hood

EASY FIT	XS	S	M	L	XL	2XL	3XL
HALF CHEST	58.5	61.0	63.5	66.0	68.5	71.0	73.5
BODY LENGTH	75.0	77.0	79.0	81.0	83.0	85.0	87.0

WEIGHT & SIZE MEASUREMENTS ARE FOR GUIDANCE ONLY



BLACK/WHITE/GREY



BLACK/WHITE/RED



NAVY/WHITE/RED



NAVY/WHITE/SKY



JK13/JK14 FLINDERS

Wool Blend Corporate Jacket

WOOL BLEND, 400GSM - 50% WOOL, 50% VISCOSE
BLENDED MELTON
Zip front with two welt pockets, two internal pockets. Hidden zip on inside lining for embroidery. Modern cut and easy to care.

JK14 LADIES' WOOL BLEND CORPORATE JACKET

MODERN FIT	8	10	12	14	16	18	20	22	24
HALF CHEST	50	52.5	55	57.5	60	63	66	69	72
BODY LENGTH	61	63	65	67	68	69	70	71	72

JK13 MEN'S WOOL BLEND CORPORATE JACKET

MODERN FIT	S	M	L	XL	2XL	3XL	4XL	5XL
HALF CHEST	56.5	59	61.5	64	67	70	73	76
BODY LENGTH	70	72	74	75	76	77	78	79

WEIGHT & SIZE MEASUREMENTS ARE FOR GUIDANCE ONLY



BLACK

NAVY

new



JK48 EVEREST JACKET

UNISEX

Adult's Heavy Quilted Jacket

100% POLYESTER

- Pongee shell with polyester inners and front zipper.
- Left hand chest inner pocket.
- Inner bottom zip for embroidery.
- Storm flap reduces moisture entering garment.
- Reverse front pockets ensure items cannot fall out.

JK48 UNISEX HEAVY QUILTED JACKET

MODERN FIT	2XS	XS	S	M	L	XL	2XL	3XL	5XL	7XL
LADIES' REF	8	10	12	14	16	18	20	22	26	30
HALF CHEST	51.5	54.5	57.5	60	62.5	65	67.5	70	75	80
BODY LENGTH	65/68	68/71	71/74	73/76	75/78	77/80	79/82	81/84	82/85	83/86

WEIGHT & SIZE MEASUREMENTS ARE FOR GUIDANCE ONLY



BLACK

NAVY



JK47 EVEREST VEST

UNISEX

Adult's Heavy Quilted Vest

100% POLYESTER

- Pongee shell with polyester inners and front zipper.
- Left hand chest inner pocket.
- Inner bottom zip for embroidery.
- Storm flap reduces moisture entering garment.
- Reverse front pockets ensure items cannot fall out.

JK47 UNISEX HEAVY QUILTED VEST

MODERN FIT	2XS	XS	S	M	L	XL	2XL	3XL	5XL	7XL
LADIES' REF	8	10	12	14	16	18	20	22	26	30
HALF CHEST	51.5	54.5	57.5	60	62.5	65	67.5	70	75	80
BODY LENGTH	61/66	64/69	67/72	69/74	71/76	73/78	75/80	77/82	78/83	79/84

WEIGHT & SIZE MEASUREMENTS ARE FOR GUIDANCE ONLY



BLACK



NAVY



JK35/JK36 VERSATILE JACKET

Men's and Ladies' Versatile Jacket

ACQUARD TASLON, OUTER-100% NYLON, INNER- 100% POLYESTER TAFFETA.
Two side pockets with zipper closure. Storm flap with velcro and stud button closure. Sleeves velcro adjustments. Concealed hood. Hem elasticised string adjustment with adjustment tabs.

JK35 MEN'S VERSATILE JACKET

MODERN FIT	S	M	L	XL	2XL	3XL	4XL	5XL	7XL
HALF CHEST	57.5	60	62.5	65	67.5	70	72.5	75	80
BODY LENGTH	70	72	74	76	78	80	81	82	83

JK36 LADIES' VERSATILE JACKET

MODERN FIT	8	10	12	14	16	18
HALF CHEST	50	52.5	55	57.5	60	62.5
BODY LENGTH	62	64	66	68	70	72

WEIGHT & SIZE MEASUREMENTS ARE FOR GUIDANCE ONLY

Zips with reversible JK37/JK38 vests to make 3-in-1 set.



BLACK

NAVY

JK37/JK38 VERSATILE VEST

Men's and Ladies' Versatile Vest
SIDE A: SEMI-DULL NYLON TAFFETA
SIDE B: POLYESTER
SIDE A 100% NYLON,
SIDE B 100% POLYESTER. 100% POLYESTER FILLER.
Two side pockets on each side. Reversible.

JK37 MEN'S VERSATILE VEST

MODERN FIT	S	M	L	XL	2XL	3XL	4XL	5XL	7XL
HALF CHEST	55.0	57.5	60.0	62.5	65.0	67.5	70.0	72.5	77.5
BODY LENGTH	67.0	69.0	71.0	73.0	75.0	77.0	78.0	79.0	80.0

JK38 LADIES' VERSATILE VEST

MODERN FIT	8	10	12	14	16	18
HALF CHEST	47.5	50.0	52.5	55.0	57.5	60.0
BODY LENGTH	59.0	61.0	63.0	65.0	67.0	69.0

WEIGHT & SIZE MEASUREMENTS ARE FOR GUIDANCE ONLY

Zips into JK35/JK36 jackets to make 3-in-1 set.



BLACK/GREY

NAVY/GREY

REVERSE



Note: Jacekts and Vest are sold separately



JK22 CASCADE

UNISEX

Tri-Colour Contrast Reversible Jacket

SHELL - NYLON TASLON, LINING - MICRO POLAR FLEECE, 200GSM - OUTER - 100% NYLON, INNER - 100% POLYESTER
Two tone reversible jacket with white piping. Double stitched seam across back and front. Adjustable cuffs and velcro tabs Two front pockets. Draw cord at hem. Concealed embroidery access. Wind and shower proof.



BLACK/WHITE/GREY

NAVY/WHITE/RED

NAVY/WHITE/SILVER

JK22 REVERSIBLE JACKET WITH CONTRAST COLOURS

MODERN FIT	XS	S	M	L	XL	2XL	3XL
HALF CHEST	54.5	57.0	59.5	62.0	64.5	67.0	69.5
BODY LENGTH	70.0	72.5	75.0	77.5	80.0	82.5	85.0

WEIGHT & SIZE MEASUREMENTS ARE FOR GUIDANCE ONLY



JK02 CIRCUIT

UNISEX

Circuit Jacket

OXFORD, MESH LINING, 155GSM - 100% POLYESTER
Water repellent Oxford shell jacket with silver reflective piping, charcoal colour fleece lined collar, inside mesh lining. Double front & inside pockets. Hidden draw cord at the hem of jacket. Hidden mobile phone pocket in front. Inside back lining can be opened for easy access to chest & back embroidery. Adjustable velcro cuffs

JK02 CIRCUIT SPORTS/RACING JACKET

EASY FIT	XS	S	M	L	XL	2XL	3XL
HALF CHEST	58.5	61.0	63.5	66.0	68.5	71.0	73.5
BODY LENGTH	75.0	77.0	79.0	81.0	83.0	85.0	87.0

WEIGHT & SIZE MEASUREMENTS ARE FOR GUIDANCE ONLY



BLACK

NAVY

RED



JK27 CHALE T JACKET

Men's Jacket

NYLON TASLO, MICRO POLAR FLEECE
OUTER-100% NYLON, INNER - 100% POLYESTER
Two chest concealed pockets with zip closure. Two side zippered pockets. One lining pocket with velcro closure. Concealed hood. Back concealed ventilation mesh. Velcro adjustments on sleeves. Hem strings with adjustment tabs.

JK27 MEN'S CHALET JACKET

MODERN FIT	S	M	L	XL	2XL	3XL	4XL	5XL
HALF CHEST	57.5	60.0	62.5	65.0	67.5	70.0	72.5	80.0
BODY LENGTH	71/75	73/77	75/79	77/81	79/83	80/84	81/85	82/86

WEIGHT & SIZE MEASUREMENTS ARE FOR GUIDANCE ONLY



BLACK



CHARCOAL



ROYAL



NAVY



JK29/JK30 PADDED VEST

Nylon Rip-stop Padded Vest

NYLON RIP STOP, 90GSM - OUTER - 100% NYLON. FILLING & LINING - 100% POLYESTER.

Fully lined & polyfill, full front zipper with tape puller, two zippered welt pockets, embroidery accessible at inner hem.

JK29 MEN'S NYLON RIP-STOP PADDED VEST

MODERN FIT	S	M	L	XL	2XL	3XL
HALF CHEST	57.5	60.0	62.5	65.0	67.5	70.0
BODY LENGTH	66/71	68/73	70/75	72/77	74/79	76/81

JK30 LADIES' NYLON RIP-STOP PADDED VEST

MODERN FIT	8	10	12	14	16	18
HALF CHEST	50.5	53.0	55.5	58.0	60.5	63.0
BODY LENGTH	59/63	61/65	63/67	65/69	67/71	69/73

WEIGHT & SIZE MEASUREMENTS ARE FOR GUIDANCE ONLY



BLACK

NAVY



JK10/JK10K RAIN FOREST

UNISEX

Spray Jacket in a Pouch

NYLON TAFFETA, 100% NYLON TAFFETA
Waterproof with tape-sealed seams.
Concealed hood. Jacket folds in a separate bag.

JK10 ADULTS' OUTDOOR ACTIVITIES SPRAY JACKET IN BAG

EASY FIT	XS	S	M	L	XL	2XL	3XL
HALF CHEST	60.5	63.0	65.5	68.0	70.5	73.0	75.5
BODY LENGTH	73.0	75.5	78.0	80.5	83.0	85.5	88.0

JK10K KIDS' OUTDOOR ACTIVITIES SPRAY JACKET IN BAG

EASY FIT	4K -06K	6K - 8K	8K - 10K	10K - 12K	12K - 14K
HALF CHEST	46.0	49.0	52.0	55.0	58.0
BODY LENGTH	54.0	58.0	62.0	66.0	70.0

WEIGHT & SIZE MEASUREMENTS ARE FOR GUIDANCE ONLY





JK21

TP21

JK21K

TP21Y



JK21/JK21K CHAMPION'S TOP

UNISEX

Adults' & Kids' Track Top

OUTER - RIPSTOP, INNER - MESH, 100GSM - SHELL/LINING: 100% POLYESTER
Light weight jacket with contrast raglan sleeves and piping on collar and sides. Two side pockets. Front zipper.

JK21 ADULTS' TRACK TOP						
EASY FIT	S	M	L	XL	2XL	3XL
Half Chest	62.5	65.0	67.5	70.0	72.5	75.0
Body Length	74.0	76.0	78.0	80.0	82.0	84.0

JK21K KIDS' TRACK TOP						
EASY FIT	4K	6K	8K	10K	12K	14K
HALF CHEST	48.0	51.0	54.0	57.0	60.0	63.0
BODY LENGTH	50.0	53.0	57.0	60.0	64.0	67.0
WEIGHT & SIZE MEASUREMENTS ARE FOR GUIDANCE ONLY						



TP21_TP21Y CHAMPION'S TOP

UNISEX

Adults' & Kids' Track Pants

OUTER - RIPSTOP, INNER - MESH, 100GSM - SHELL/LINING: 100% POLYESTER
Zip up leg opening. Half leg with woven fabric lining for ease of dressing.

TP21 ADULTS' TRACK PANTS						
EASY FIT	S	M	L	XL	2XL	3XL
WAIST RELAXED	69	74	79	84	89	94
OUTER LEG	104	106	108	110	112	112

TP21Y KIDS' TRACK PANTS						
EASY FIT	4K	6K	8K	10K	12K	14K
WAIST RELAXED	50	54	58	62	64	68
OUTER LEG	65	72	80	88	95	98
Weight & size measurements are for guidance only						





JK53

TP53

JK53K

TP53Y



JK53/JK53K LEGEND TOP

Legend Warm Up Jacket

UNISEX

100% POLYESTER SHELL/LINING: 100% POLYESTER
Breathable mesh panels under arm and on sides, contrast piping. Front and back contrast panels. Raglan sleeve. Sleeve lined with 100% Polyester Taffeta. Centre front zipper. Reinforced slash front pockets with zippers. Elastic cuffs. Open bottom with elastic drawcord and cordlock, back tail. Water repellent.

JK53 ADULTS WARM UP JACKET

EASY FIT	XS	S	M	L	XL	2XL	3XL
HALF CHEST	55.0	57.5	60.0	62.5	65.0	67.5	70.0
BACK CENTRE LENGTH	68/72	70/74	72/76	74/78	76/80	78/82	80/84

JK53K KIDS WARM UP JACKET

EASY FIT	6K	8K	10K	12K	14K
HALF CHEST	42.5	45.0	47.5	50.0	52.5
BACK CENTRE LENGTH	53/57	56/60	59/63	62/66	65/69

WEIGHT & SIZE MEASUREMENTS ARE FOR GUIDANCE ONLY



TP53/TP53Y LEGEND PANTS

Legend Warm Up Pants

UNISEX

100GSM - SHELL/LINING: 100% POLYESTER
Elastic band and zip up leg opening for ease of dressing.

TP53 ADULTS WARM UP PANTS

EASY FIT	XS	S	M	L	XL	2XL	3XL
WAIST RELAXED	66	70	74	78	82	86	90
OUTER LEG	101	103	105	107	109	111	113

TP53Y KIDS WARM UP PANTS

EASY FIT	6K	8K	10K	12K	14K
WAIST RELAXED	48	52	56	60	64
OUTER LEG	74	80	86	92	98

WEIGHT & SIZE MEASUREMENTS ARE FOR GUIDANCE ONLY





JK08

TP08



JK08/JK08Y TEAMMATE WARM UP UNISEX

Adults' & Kids' Warm Up Jacket With Breathable Lining

MICROFIBRE PEACH FINISHED, 125GSM - 100% POLYESTER.

Microfibre with mesh lining, sleeves are half lined with woven fabric for easy dressing. Side contrast with chest and sides piping.

JK08 ADULTS' CONTRAST SIDE & PIPING SPORTS TRACKSUIT

EASY FIT	2XS	XS	S	M	L	XL	2XL	3XL
HALF CHEST	57.5	60.0	62.5	65.0	67.5	70.0	72.5	75.0
BODY LENGTH	68.0	71.0	74.0	76.0	78.0	80.0	82.0	84.0

JK08Y KIDS' CONTRAST SIDE & PIPING SPORTS TRACKSUIT

EASY FIT	6K - 8K	8K - 10K	10K - 12K
HALF CHEST	47.0	51.0	55.0
BODY LENGTH	57/62	61/66	65/70

WEIGHT & SIZE MEASUREMENTS ARE FOR GUIDANCE ONLY



BLACK/GOLD BLACK/RED BLACK/WHITE (ADULTS ONLY) BOTTLE/GOLD (ADULTS ONLY) MAROON/GOLD (ADULTS ONLY)



NAVY/GOLD NAVY/RED NAVY/WHITE ROYAL/WHITE

TP08/TP08Y TEAMMATE PANTS UNISEX

Adults' & Kids' Warm Up Pants With Breathable Lining

MICROFIBRE PEACH FINISHED, 125GSM - 100% POLYESTER. Zip up leg opening. Legs are half lined with woven fabric for ease of dressing.

TP08 ADULTS' SOLID COLOUR SPORTS TRACKPANTS

EASY FIT	2XS	XS	S	M	L	XL	2XL	3XL
HALF WAIST	29.0	31.5	34.5	37.0	39.5	42.0	44.5	47.0
PANT LENGTH	100	103	106	108	110	112	114	116

TP08Y KIDS' SOLID COLOUR SPORTS TRACKPANTS

EASY FIT	6K - 8K	8K - 10K	10K - 12K
HALF WAIST	25.0	27.0	29.0
PANT LENGTH	78.0	85.0	92.0

WEIGHT & SIZE MEASUREMENTS ARE FOR GUIDANCE ONLY



BLACK BOTTLE (ADULTS ONLY) MAROON (ADULTS ONLY) NAVY ROYAL



JK08Y

TP08Y



JK41/JK42 ACLAND JACKET

Heather Bonded Coral Fleece Jacket

420GSM - SHELL: 80%POLYESTER, 20%COTTON, SHELL
BACK: 100%POLYESTER
Detachable hood with coral fleece inners. Front zipped
pockets for storage and hand warmth. Thumb hole features
for added warmth. Inner pockets.

JK41 MEN'S HEATHER BONDED CORAL FLEECE JACKETT

MODERN FIT	S	M	L	XL	2XL	3XL	4XL	5XL
HALF CHEST	55	57.5	60	62.5	65	67.5	70	72.5
BODY LENGTH	72	74	76	78	80	82	83	84

JK42 LADIES' HEATHER BONDED CORAL FLEECE JACKET

MODERN FIT	8	10	12	14	16	18
HALF CHEST	46.5	49	51.5	54	56.5	60
BODY LENGTH	65	67	69	71	73	75

WEIGHT & SIZE MEASUREMENTS ARE FOR GUIDANCE ONLY



BLACK



JK43/JK44 BRISTOL JACKET

Heather Bonded Coral Fleece with Polyester Trim Jacket

420GSM BODY SHELL: 96%POLYESTER, 4%ELASTANE, BODY FILL: 100% POLYESTER. SLEEVE SHELL: 80%POLYESTER, 20% COTTON, SLEEVE BACK: 100%POLYESTER Quilted Body Coral fleece inners and thumb hole features for added warmth. Front zipped pockets for storage and hand warmth. Quilted body has inner pocket for embroidery.

JK43 MEN'S HEATHER BONDED CORAL FLEECE WITH POLYESTER TRIM JACKET								
MODERN FIT	S	M	L	XL	2XL	3XL	4XL	5XL
HALF CHEST	55	57.5	60	62.5	65	67.5	70	72.5
BODY LENGTH	72	74	76	78	80	82	83	84

JK44 LAIDES' HEATHER BONDED CORAL FLEECE WITH POLYESTER TRIM JACKET						
MODERN FIT	8	10	12	14	16	18
Half Chest	46.5	49	51.5	54	56.5	60
Body Length	65	67	69	71	73	75

WEIGHT & SIZE MEASUREMENTS ARE FOR GUIDANCE ONLY



BLACK



JK39 ROADRUNNER JACKET

UNISEX

Adults' Seamless Heather Jacket

190GSM - 50% NYLON, 50% POLYESTER

Lighweight sports jacket. Air rated under arms and side panels. Front zipped pockets for storage and hand warmth. Thumb hole features enables warmth by keeping sleeves down.

JK39 UNISEX SEAMLESS HEATHER JACKET

SLIM FIT	XS	S	M	L	XL
LADIES SIZE (REF)	08	10	12	14	16
HALF CHEST	40	42.5	45	47.5	50
BODY LENGTH	65	67	69	71	73

WEIGHT & SIZE MEASUREMENTS ARE FOR GUIDANCE ONLY



BLACK



FL18

FL17

FL17/FL18 PASSION PURSUIT

Full Zip Contrast Bonded Fleece Hoodie

350GSM BONDED FLEECE - 50% POLYESTER, 50% COTTON

Made from Bonded Fleece with contrast coloured Micro Polar Fleece inside and Cotton Jersey on out side. Contrast colour drawstrings. Self-coloured zip on front. Elastic waistband and sleeve cuffs.

FL17 MEN'S FULL ZIP CONTRAST FLEECE HOODIE

MODERN FIT	S	M	L	XL	2XL	3XL
HALF CHEST	57.5	60	62.5	65	68	71
BODY LENGTH	70	72	74	76	78	80

FL18 LADIES' FULL ZIP CONTRAST FLEECE HOODIE

MODERN FIT	8	10	12	14	16	18
HALF CHEST	47.5	50	52.5	55	58	61
BODY LENGTH	60	62	64	66	68	70

WEIGHT & SIZE MEASUREMENTS ARE FOR GUIDANCE ONLY



BLACK/BLACK



BLACK/GREY



NAVY/GREY



NAVY/NAVY



RED/CHARCOAL



FLO3

FLO4



FL03/FL04/FL03K DOUBLE BAY

Full Zip Fleece Hoodie

FLEECE, 340GSM - 80% COTTON, 20% POLYESTER.
A traditional fleecy hoodie with full-zip in the centre front.
Two handwarmer pockets. A top design for work & outdoor
activities. For safety reasons there are no draw cords on
Kids' hoodies.

FL03 MEN'S FULL-ZIP FLEECE HOODIE

EASY FIT	XS	S	M	L	XL	2XL	3XL	5XL
HALF CHEST	57.5	60	62.5	65	67.5	70	72.5	77.5
BODY LENGTH	68	70	72	74	76	78	80	82

FL04 LADIES' FULL-ZIP FLEECE HOODIE

MODERN FIT	8	10	12	14	16	18
HALF CHEST	46.5	49.0	51.5	54.0	56.5	59.0
BODY LENGTH	60.0	62.0	64.0	66.0	68.0	70.0

FL03K KIDS' FLEECE HOODIE (NO DRAW-CORD)

EASY FIT	6K	8K	10K	12K	14K
HALF CHEST	42.0	45.0	48.0	51.0	54.0
BODY LENGTH	50.0	54.0	58.0	62.0	66.0

Weight & size measurements are for guidance only



BLACK



GREY



NAVY



RED (KIDS' ONLY)



ROYAL (KIDS' ONLY)



FL07

FL07K





FL07/FL08/FL07K WARM HUG

Close Front Fleece Hoodie

FLEECE, 340GSM - 80% COTTON, 20% POLYESTER.
A traditional fleecy hoodie. Close front with kangaroo pocket.
A top design for work & outdoor activities. For safety reasons there are no draw cords on Kids' hoodies.

FL07 MEN'S FLEECE HOODIE

EASY FIT	S	M	L	XL	2XL	3XL	5XL
HALF CHEST	58.0	60.5	63.0	65.5	68.0	70.5	75.5
BODY LENGTH	68	70	72	74	76	78	80

FL08 LADIES' FLEECE HOODIE

EASY FIT	8	10	12	14	16	18
HALF CHEST	46.5	49.0	51.5	54.0	56.5	59.0
BODY LENGTH	60.0	62.0	64.0	66.0	68.0	70.0

FL07K KIDS' FLEECE HOODIE (NO DRAW-CORD ON FUTURE PRODUCTION)

EASY FIT	6K	8K	10K	12K	14K
HALF CHEST	42.0	45.0	48.0	51.0	54.0
BODY LENGTH	50.0	54.0	58.0	62.0	66.0

WEIGHT & SIZE MEASUREMENTS ARE FOR GUIDANCE ONLY



BLACK

BOTTLE

CHARCOAL
(ADULTS ONLY)



MAROON

MAROON

NAVY



RED

ROAY

WHITE



FL09/FL09K PASSION

UNISEX

Close Front Fleece Hoodie

COTTON BLEND, 320GSM - 65% POLYESTER, 35% COTTON
Contrast colour inside hood lining and draw strings. Raglan sleeve style. Close front. Two handwarmer pockets. A top design for work & outdoor activities. For safety reasons there are no draw cords on Kids' hoodies.

FL09 ADULTS' CLOSE FRONT CONTRAST FLEECE HOODIE

EASY FIT	XS	S	M	L	XL	2XL	3XL	5XL
LADIES' REF	12	14	16	18				
HALF CHEST	55.5	58	60.5	63	65.5	68	70.5	75.5
BODY LENGTH	66	68	70	72	74	76	78	80

FL09K KIDS' CLOSE FRONT CONTRAST FLEECE HOODIE

EASY FIT	6K	8K	10K	12K	14K
				8	10
HALF CHEST	42	45	47.5	50	52.5
BODY LENGTH	52	56	62	64	66

WEIGHT & SIZE MEASUREMENTS ARE FOR GUIDANCE ONLY



BLACK/BLACK

BLACK/GOLD

GREY/GREY



FL09

FL09K



GREY/NAVY



NAVY/NAVY



NAVY/RED



RED/RED



ROYAL/ROYAL



FL19/FL19K CROXTON HOODIE

Close Front Contrast Fleece Hoodie

UNISEX

320GSM COTTON BLEND - 65%POLYESTER, 35%COTTON FLEECE

On trend fashion hoodie, with contrast shoulder panels and side piping. Thumb holes in cuffs to keep hands warm. Contemporary fashion fit. The ultimate in casual comfort. For safety reasons there are no draw cords on Kids' hoodies.

FL19 ADULTS' CLOSE FRONT CONTRAST FLEECE HOODIE								
EASY FIT	XS	S	M	L	XL	2XL	3XL	5XL
HALF CHEST	55.5	58	60.5	63	65.5	68	70.5	75.5
BODY LENGTH	68	70	72	74	76	78	80	82

FL19K KIDS' CLOSE FRONT CONTRAST FLEECE HOODIE						
EASY FIT	4K	6K	8K	10K	12K	14K
HALF CHEST	39	42	45	47.5	50	52.5
BODY LENGTH	46	50	54	58	62	66

WEIGHT & SIZE MEASUREMENTS ARE FOR GUIDANCE ONLY



BLACK/AQUA BLUE
(ADULTS ONLY)

BLACK/ASH
(ADULTS ONLY)



BLACK/GOLD
(ADULTS ONLY)

BLACK/RED

BLACK/WHITE
(ADULTS ONLY)

NAVY/AQUA BLUE

NAVY/GOLD



NAVY/RED

NAVY/SKYBLUE

NAVY/WHITE

ROYAL/WHITE

BACK VIEW



FL11/FL11K FLEECE LETTERMAN

UNISEX

Fleece Varsity Jacket

POLY/COTTON FLEECE, 340GSM - 65% POLYESTER, 35% COTTON FLEECE

Heavy ribbed collar, cuffs & waist band with contrast strips. Two front welt pockets. Press studs front closure.

FL11 ADULTS' FLEECE VARSITY JACKET

MODERN FIT	3XS	2XS	XS	S	M	L	XL	2XL	3XL
LADIES' (REF)	8/14K	10/16K	12	14	16	18	20	22	24
HALF CHEST	50	52.5	55	57.5	60	62.5	65	68	71
BODY LENGTH	62	64	66	68	70	72	74	75	76

FL11K KIDS' FLEECE VARSITY JACKET

MODERN FIT	6K	8K	10K	12K
HALF CHEST	40	42.5	45	47.5
BODY LENGTH	46	50	54	58

WEIGHT & SIZE MEASUREMENTS ARE FOR GUIDANCE ONLY



TP01A/TP01K EAGLE PANTS

UNISEX

Traditional Fleecy Trackpants

POLY/COTTON FLEECE, 320GSM - 65% POLYESTER / 35% COTTON. Cotton fae. Traditional fleecy trackpants pants that never go out of fashion.

TP01A ADULTS' TRADITIONAL TRACKPANTS - (NO ZIP, CUFFS & KNEE PADS)

EASY FIT	S	M	L	XL	2XL	3XL
WAIST RELAXED	68	71	74	77	80	83
OUTER LEG	104	106	108	110	112	112

TP01K KIDS' TRADITIONAL TRACKPANTS - (ZIP, CUFFS & KNEE PADS)

EASY FIT	6K	8K	10K	12K	14K
WAIST RELAXED	54	58	62	64	68
OUTER LEG	77	83	88	93	98

WEIGHT & SIZE MEASUREMENTS ARE FOR GUIDANCE ONLY





RB03 GRANGE

Long Sleeve Rugby Top

HEAVY POLY/COTTON JERSEY, 350GSM - 65% POLYESTER, 35% COTTON

Gussets under arms to provide extra comfort. Ideal for active lifestyle. White drill collar & herringbone placket.

RB03 HEAVY JERSEY RUGBY WITH CONTRAST COLLAR

EASY FIT	XS	S	M	L	XL	2XL	3XL
HALF CHEST	53.0	55.5	58.0	60.5	63.0	65.5	68.0
BODY LENGTH	69.5	71.5	73.5	75.5	77.5	79.5	81.5

WEIGHT & SIZE MEASUREMENTS ARE FOR GUIDANCE ONLY



BLACK/WHITE

NAVY/WHITE

FL01/FL01K EAGLE TOP

American Style Crew Fleece Sweat

FLEECE, 320GSM - COTTON FACE 80% COTTON, 20% POLYESTER. A traditional fleecy windcheater that never goes out of fashion.

FL01 ADULTS' AMERICAN STYLE CREW FLEECE SWEAT

EASY FIT	S	M	L	XL	2XL	3XL	4XL	5XL
HALF CHEST	60.0	62.5	65.0	67.5	70.0	72.5	75.0	77.5
BODY LENGTH	72.0	74.0	76.0	78.0	80.0	82.0	84.0	86.0

FL01K KIDS' AMERICAN STYLE CREW FLEECE SWEAT

EASY FIT	6K	8K	10K	12K	14K
HALF CHEST	42.0	45.0	48.0	51.0	54.0
BODY LENGTH	50.0	54.0	58.0	62.0	66.0

WEIGHT & SIZE MEASUREMENTS ARE FOR GUIDANCE ONLY



BLACK

NAVY





FL02/ FL02K FALCON

Half Zip Fleecy Sweat Top

320GSM FLEECE - COTTON FACE 80% COTTON, 20% POLYESTER.
A traditional fleecy sweat, self fabric collar with half front zip.

FL02 AMERICAN STYLE 1/2 COLLAR FLEECE SWEAT

EASY FIT	S	M	L	XL	2XL	3XL	4XL	5XL
HALF CHEST	60.0	62.5	65.0	67.5	70.0	72.5	75.0	77.5
BODY LENGTH	72.0	74.0	76.0	78.0	80.0	82.0	84.0	86.0

FL02K AMERICAN STYLE 1/2 COLLAR FLEECE SWEAT

EASY FIT	6K	8K	10K	12K	14K
HALF CHEST	46.0	49.0	52.0	55.0	58.0
BODY LENGTH	49.5	53.5	57.5	61.5	65.5

WEIGHT & SIZE MEASUREMENTS ARE FOR GUIDANCE ONLY



BLACK

NAVY

new



PF21/PF21K BEXLEY PULLOVER

UNISEX

Unisex Bexley Half Zip Pullover

320GSM - 100%POLYESTER POLARFLEECE

- Modern fit.

- Interlocking polyester collar and sleeve cuffs.
- Bending cuffs provide added flexibility and movement.



BLACK

CHARCOAL

NAVY

RED

PF21 ADULTS' HALF ZIP POLAR FLEECE PULLOVER

MODERN FIT	2XS	XS	S	M	L	XL	2XL	3XL	5XL	7XL
LADIES REF	8	10	12	14	16	18	20	22	24/26	28/30
HALF CHEST	51	54	57.5	60	62.5	65	67.5	70	75	80
BODY LENGTH	64	67	70	72	74	76	78	80	81	82

PF21K KIDS' HALF ZIP POLAR FLEECE PULLOVER

EASY FIT	4K	6K	8K	10K	12K	14K
HALF CHEST	40	42.5	45	47.5	50	52.5
BODY LENGTH	48	52	56	60	64	68

WEIGHT & SIZE MEASUREMENTS ARE FOR GUIDANCE ONLY

new



PF22 BROMLEY POLAR FLEECE VEST UNISEX

Adult's Polar Fleece Vest

320GSM - 100%POLYESTER POLARFLEECE

- Modern fit.
- Interlocking polyester collar and inner sleeve.
- Storm flap for added protection and reduced moisture



BLACK

CHARCOAL

NAVY

RED

PF22 ADULTS' POLAR FLEECE VEST

MODERN FIT	2XS	XS	S	M	L	XL	2XL	3XL	5XL	7XL
LADIES SIZE (REF)	8	10	12	14	16	18	20	22	24/26	28/30
HALF CHEST	48	51	54	56.5	59	61.5	64	66.5	71.5	76.5
BODY LENGTH	62	65	68	70	72	74	76	78	79	80

WEIGHT & SIZE MEASUREMENTS ARE FOR GUIDANCE ONLY



PF01/PF11 MT BULLER

UNISEX

Half Zip Polar Fleece Pullover

ANTI-PILL POLAR FLEECE, 320GSM - 100% POLYESTER
Draw cord, toggle & side pockets. A basic for an active lifestyle. Providing warmth and flexibility for winter wear. Favourite style for skiers, mariners & casual street wear. An ideal uniform or promotional jacket.

PF01 MICRO POLAR FLEECE HALF ZIP PULLOVER

EASY FIT	2XS	XS	S	M	L	XL	2XL	3XL	4XL	5XL
HALF CHEST	55.0	57.5	60.0	62.5	65.0	67.5	70.0	72.5	75.0	77.5
BODY LENGTH	63.0	66.0	69.0	72.0	75.0	78.0	81.0	84.0	87.0	90.0

PF11 KIDS' POLAR FLEECE HALF ZIP PULLOVER

EASY FIT	4K	6K	8K	10K	12K	14K	16K
HALF CHEST	39.0	42.5	46.0	49.5	53.0	56.5	60.0
BODY LENGTH	48.0	52.0	56.0	60.0	64.0	68.0	72.0

WEIGHT & SIZE MEASUREMENTS ARE FOR GUIDANCE ONLY



BLACK



BOTTLE



CHERRY RED



MAROON
(ADULTS ONLY)



NAVY



GOLD
(KIDS ONLY)



RED
(ADULTS ONLY)



ROYAL





PF07K

PF08



PF07/PF08/PF07K FROST

Bonded Fleece Jacket

BONDED POLAR FLEECE, 350GSM - 100% POLYESTER
Made from high quality Anti-Pill Polar Fleece. Extra deep pockets to keep hands warm.

PF07 MEN'S BONDED POLAR FLEECE FULL ZIP FITTED JACKET

SLIM FIT	S	M	L	XL	2XL	3XL	4XL	5XL
HALF CHEST	51.5	54.0	56.5	59.0	61.5	64.0	66.5	69.0
BODY LENGTH	70.0	72.0	74.0	76.0	78.0	80.0	82.0	84.0

PF08 LADIES' BONDED POLAR FLEECE FULL ZIP FITTED JACKET

SLIM FIT	8	10	12	14	16	18
HALF CHEST	43.0	45.5	48.0	50.5	53.0	55.5
BODY LENGTH	57.0	60.0	63.0	66.0	69.0	72.0

PF07K KIDS' BONDED POLAR FLEECE FULL ZIP FITTED JACKET

EASY FIT	4K	6K	8K	10K	12K	14K
HALF CHEST	37.0	39.5	42.0	44.5	47.0	49.5
BODY LENGTH	47.0	50.0	53.0	56.0	59.0	62.0

WEIGHT & SIZE MEASUREMENTS ARE FOR GUIDANCE ONLY



BLACK



NAVY

new



PF27 KENSINGTON REVERSIBLE VEST UNISEX

Adults' Reversible Vest

SHELL: 100%NYLON TASLON, INNER: 100% POLYESTER POLARFLEECE

- Modern fit.
- Hidden zips in polar fleece seam for embroidery access.
- Front storage pockets on either side of jacket.
- Garment size in left pocket.



BLACK/BLACK



NAVY/NAVY

PF27 ADULTS' REVERSIBLE VEST

MODERN FIT	2XS	XS	S	M	L	XL	2XL	3XL	5XL	7XL
LADIES REF	8	10	12	14	16	18	20	22	24/26	28/30
HALF CHEST	48	51	54	56.5	59	61.5	64	66.5	71.5	76.5
BODY LENGTH	62	65	68	70	72	74	76	78	79	80



PF04A MARINER

UNISEX

Unisex Reversible Vest

POLAR FLEECE/MICRO FIBRE, 100% POLYESTER
One side Polar Fleece fabric & other shower proof Micro Fibre. Hidden zips in both side seams for invisible embroidery access. Size label in left front pocket. A favourite style for sailing, water sports, cycling, walking & active lifestyles.

PF04A MICRO FIBRE/POLAR FLEECE REVERSIBLE VEST

MODERN FIT	XS	S	M	L	XL	2XL	3XL
HALF CHEST	54.0	57.5	60.0	62.5	65.0	67.5	70.0
BODY LENGTH	64.0	66.0	68.0	70.0	72.0	74.0	76.0

WEIGHT & SIZE MEASUREMENTS ARE FOR GUIDANCE ONLY





PF15/PF16 SHEPHERD

Polar Fleece Jacket

SHERPA FLEECE, 420GSM - 100% POLYESTER
Anti-Pill Micro Fleece lined with contrast colour sherpa
fleece on inside to provide comfort and warmth. Side
pockets on both sides.

PF15 MEN'S SHEPHERD POLAR FLEECE CONTRAST JACKET

EASY FIT	S	M	L	XL	2XL	3XL
HALF CHEST	60.0	62.5	65.0	67.5	70.0	72.5
BODY LENGTH	69.0	72.0	75.0	78.0	81.0	84.0

PF16 LADIES' SHEPHERD POLAR FLEECE CONTRAST JACKET

EASY FIT	8	10	12	14	16	18
HALF CHEST	49.5	52.0	54.5	57.0	59.5	62.0
BODY LENGTH	63.5	65.5	67.5	69.5	71.5	73.5

WEIGHT & SIZE MEASUREMENTS ARE FOR GUIDANCE ONLY



BLACK/CHARCOAL
(MEN'S ONLY)



BLACK/CREAM
(LADIES' ONLY)



CAMEL/CREAM
(LADIES' ONLY)



NAVY/CREAM



PF09/PF10/PF09K DIAMOND

Bonded Fleece Vest

BONDED POLAR FLEECE, 350GSM - 100% POLYESTER
Made from high quality Anti-Pill Polar Fleece. Extra deep pockets to keep hands warm. PF09 has two internal pockets.

PF09 MEN'S BONDED POLAR FLEECE VEST

SLIM FIT	S	M	L	XL	2XL	3XL	4XL	5XL
HALF CHEST	56.5	59.0	61.5	64.0	66.5	69.0	71.5	73.0
BODY LENGTH	63.0	66.0	69.0	72.0	75.0	78.0	80.0	82.0

PF10 LADIES' BONDED POLAR FLEECE VEST

SLIM FIT	8	10	12	14	16	18
HALF CHEST	44.0	47.0	50.0	53.0	56.0	59.0
BODY LENGTH	57.0	60.0	63.0	66.0	69.0	72.0

PF09K KIDS' BONDED POLAR FLEECE VEST

EASY FIT	4K	6K	8K	10K	12K	14K
HALF CHEST	36.5	39.0	41.5	44.0	46.5	49.0
BODY LENGTH	48.5	51.5	54.5	57.5	60.5	63.5

WEIGHT & SIZE MEASUREMENTS ARE FOR GUIDANCE ONLY



BLACK

NAVY



PF02 FREEDOM

UNISEX

Polar Fleece Vest

ANTI-PILL POLAR FLEECE, 320GSM - 100% POLYESTER
Full front zip. Contrast piping around the armhole. Draw cord, toggle & side pockets. These popular vests provide warmth while allowing freedom & arm movements.



BLACK/BLACK



BOTTLE/BOTTLE



NAVY/NAVY

PF02 MICRO POLAR FLEECE VEST

MODERN FIT	2XS	XS	S	M	L	XL	2XL	3XL	4XL	5XL
HALF CHEST	50.0	53.0	56.0	59.0	61.5	64.0	66.5	69.0	71.5	74.0
BODY LENGTH	60.0	63.0	66.0	69.0	72.0	74.0	76.0	78.0	80.0	82.0

WEIGHT & SIZE MEASUREMENTS ARE FOR GUIDANCE ONLY



CHERRY RED/BLACK



ROYAL/BLACK

TRACK PANTS



TP21/TP21Y CHAMPION'S PANTS

Adults' & Kids' Track Pants

Page 213



TP53/TP53Y LEGEND PANTS

Legend Warm Up Pants

Page 215



TP08/TP08Y TEAMMATE PANTS

Warm Up Pants With Breathable Lining

Page 217



TP01A/TP01K EAGLE PANTS

Traditional Fleecy Trackpants

Page 231

AUSTRALIAN INDUSTRIAL WEAR™

DESIGNED FOR SAFETY WORN FOR STYLE

STYLE	DESCRIPTION	PAGE
FJ02	Men's Flying Jacket	273
HP01A	Men's High Visibility Safety Pants with 3M Reflective Tapes	281
SW01CD	Men's CoolDry® Micro-mesh Safety Polo	250
SW01TD	Men's TrueDry® Micro-mesh Safety Polo	250
SW02	Unisex High Visibility Safety Vest	260
SW02A	Unisex Adults Hi-Vis Safety Vest	260
SW02K	Kids' Hi-Vis Safety Vest	260
SW03	Unisex High Visibility Safety Vest With Reflective Tapes	261
SW05CD	Men's CoolDry® Micro-mesh Safety Polo	251
SW05TD	Men's TrueDry® Micro-mesh Safety Polo	251
SW06A	Men's High Visibility Two Tone Flying Jacket	272
SW07	Men's High Visibility Polar Fleece Half Zip Pullover	264
SW08	Men's High Visibility 2 Tone Vest	265
SW09	Men's High Visibility Two Tone Crew Neck Safety Windcheater	268
SW10A	Unisex VIC Road Style Safety Vest	263
SW11	Men's TrueDry® Long Sleeve Safety Polo	255
SW12	Men's TrueDry® Short Sleeve Safety Polo	255
SW13A	Men's High Visibility Long Sleeve Fleecy Sweat With Collar	266
SW14	Men's High Visibility Long Sleeve Fleecy Sweat	267
SW15	Men's High Visibility TrueDry® Mesh Knit Safety Singlet	263
SW16A	Men's High Visibility Tow Tone Flying Jacket with 3M Tapes	273
SW17A	Men's High Visibility Short Sleeve Safety Polo 3M Tapes	252
SW18A	Men's Hi-Vis Two Tone Rain Proof Safety Jacket With Mesh Lining	275
SW19A	Men's High Visibility Two Tone Vest With 3M Reflective Tapes	275
SW20A	Men's Hi-Vis Three in One Safety Jacket with 3M Tapes	275
SW21A	Men's TrueDry® Safety Long Sleeves Polo	252
SW24	Men's High Visibility 2 Tone Fleecy Hoodie	268
SW25	Men's TrueDry® Short Sleeve Safety Polo	253
SW25A	Men's TrueDry® Hi-Vis Polo with Reflective Piping	257
SW26A	Ladies' TrueDry® Hi-Vis Polo with Reflective Piping	257
SW27	Men's High Visibility Spray Jacket	271
SW28A	Men's High Visibility Two Tone Jacket with Quilt Lining and 3M	279
SW29	Men's High Visibility Two Tone Softshell Jacket with 3M Tapes	281
SW30	Hi-Vis Heavy Duty Softshell Jacket with 3M Reflective Tapes	280
SW31A	Men's Hi-Vis Two Tone Bluey Safety Jacket with 3M	279
SW33A	Men's TrueDry® Hi-Vis Long Sleeve Polo with Reflective Piping	258
SW34A	Ladies' TrueDry® Hi-Vis Long Sleeve Polo with Reflective Piping	258
SW35	Men's 100% Cotton Jersey Safety Polo	256
SW36	Men's Hi-Vis Cotton Two Tone Long Sleeve Safety Polo	256
SW37	Men's Hi-Vis Reversible Safety Vest With X Pattern 3M Tapes	278
SW38	Unisex Hi-Vis Two Tone Kangaroo Pocket Hoodie	269
SW39	Hi-Vis Mini Waffle Safety Shirt	259
SW41	Unisex High Visibility Safety Vest with chest pockets	262
SW42	Unisex High Visibility Safety Vest with chest pockets and 3M	262
SW44	Unisex Hi-Vis Safety Vest With Reflective Tapes	261
SW45	Men's High Visibility Cotton Jacket	282
SW46	Men's High Visibility Cotton Jacket With 3M Reflective Tapes	283
SW47	Men's Hi-Vis Two Tone Cotton Fleecy Sweat	270
SW48	Men's Hi-Vis Two Tone Cotton Fleecy Sweat 3M Reflective Tapes	270
SW49	Men's Hi-Vis Reversible Mandarin Collar Safety Vest With 3M	276
SW50	Men's Hi-Vis Long Line Safety Jacket With Polar Fleece Lining	277
SW51	Men's High Visibility Regular Weight Long Sleeve Drill Shirt	293
SW52	Men's High Visibility Regular Weight Long Sleeve Drill Shirt	292
SW53	Men's High Visibility Short Sleeve Work Shirts	288

STYLE	DESCRIPTION	PAGE
SW54	Men's High Visibility Long Sleeve Work Shirts	289
SW56	Men's High Visibility Regular Weight Long Sleeve Drill Shirt	293
SW57	Men's High Visibility Cool-Breeze Cotton Twill Safety Shirts	284
SW58	Men's High Visibility Cool-Breeze Cotton Twill Safety Shirts	285
SW59	Men's High Visibility Cotton Twill Short Sleeve Safety Shirt	286
SW60	Men's High Visibility Cotton Twill Long Sleeve Safety Shirt	287
SW61	Men's CoolDry® Safety Polo with Underarms mesh	254
SW63	Ladies' High Visibility Cool-Breeze Cotton Twill Safety Shirts	284
SW64	Ladies' High Visibility Cool-Breeze Cotton Twill Safety Shirts	285
SW65	Ladies' High Visibility Cotton Twill Safety Shirts with 3M Tapes	287
SW67	Men's Hi Visibility Cotton Twill Safety Shirt	286
SW68	Men's High Visibility Cotton Twill Safety Shirt with 3M Tapes	290
SW69	Men's High Visibility Cotton Rip-Stop Safety Shirts 3M Tape	191
SW71	Unisex CoolDry® Hi-Vis Mini Waffle Safety Polo	253
WA01	Men's Pre-Shrunk Heavy Cotton Action Back Overall	312
WA02	Men's Pre-Shrunk Heavy Cotton Action Back Overall	312
WA04	Men's Pre-Shrunk Heavy Cotton Action Back Overall	313
WA07	Men's Cotton Drill Coverall	312
WA08	Men's Cotton Drill Coverall	312
WNP01	Unisex Removable Knee Pad	308
WP01	Men's Regular/Stut Permanent Press Pants	310
WP02	Ladies' Permanent Press Pants	310
WP03	Men's Heavy Cotton Pre-shrunk Cargo Pants	304
WP06	Men's Heavy Cotton Pre-shrunk Cargo Shorts	305
WP07	Men's Heavy Cotton Pre-shrunk Drill Pants Regular Size	306
WP07HV	Men's Heavy Cotton Pre-shrunk Drill Pants Regular Size	307
WP08	Men's Heavy Cotton Pre-shrunk Drill Pants Stout Size	306
WP08HV	Men's Heavy Cotton Pre-shrunk Drill Pants 3M Tapes Stout Size	307
WP09	Men's Durable Work Pants	302
WP10	Ladies' Durable Work Pants	308
WP11	Men's Durable Work Shorts	303
WP13	Men's Heavy Cotton Pre-Shrunk Drill Pants Longer Leg Size	306
WP13HV	Men's Heavy Cotton Pre-Shrunk Drill Pants Longer Leg Size	307
WP15	Ladies' Heavy Cotton Pre-Shrunk Drill Pants	309
WP15HV	Ladies' Heavy Cotton Pre-Shrunk Drill Pants with 3M Tape	309
WP17	Men's Dura Wear™ Stout Size Work	302
WP19	Men's Regular Flexi Waist Pants	311
WP20	Unisex Codura Semi-Fitted Work Pants	300
WP21	Men's Regular Flexi Waist T/R Pant	301
WT01	Men's Cool-Breeze Cotton Short Sleeve Work Shirt	294
WT02	Men's Cool-Breeze Cotton Long Sleeve Work Shirt	295
WT03	Men's Cotton Drill Short Sleeve Short Sleeve Work Shirt	294
WT04	Men's Cotton Drill Long Sleeve Work Shirt	296
WT04HV	Men's Cotton Drill Long Sleeve Work Shirt with 3M Tapes	297
WT05	Men's Durable Short Sleeve Work Shirt	298
WT06	Men's Durable Long Sleeve Work Shirt	299
WT08	Men's High Visibility Cotton Twill Safety Shirts	296
WT08HV	Men's High Visibility Cotton Twill Safety Shirts with 3M Tapes	297
SW201	Men's Action Back Overall in Heavy Cotton Pre-shrunk Drill	314
SW202	Men's Action Back Overall in Heavy Cotton Pre-shrunk Drill	314
SW204	Men's Regular Size, Cotton Drill Coverall	315
SW205	Men's Stout Size, Cotton Drill Coverall	315
SW207	Men's Cotton Drill Coverall with 3M Scotchlite Reflective Tapes	315



AIW QUALITY STARTS WITH TECHNOLOGY

Our collaboration with some of the most trusted fabric mills has allowed us to create state-of-the-art designs in the workwear and safety industry. We proudly craft our collection by tailoring it to our mission of promoting safe and smart working garments.

All AIW products are manufactured from laboratory tested fabrics and treatments that conform with AUS/NZ safety standards. This is to ensure that the comfort and wear of AIW products are of the highest standard, and are suitable for the harshest Australian working environments.



Specially treated fabrics provide protection against solar ultraviolet radiation.



The garment is constructed with high visibility fabrics to increase job site safety.



The garment is constructed with high visibility fabrics to increase job site safety.



Features durable construction and is made of long lasting-fabric.



The garment is constructed with water and wind barriers for maximum resistance.



Special fabric finishes block moisture from penetrating garment.



Special fabric finishes impede moisture from penetrating for a period of time.



The garment can be worn on both sides.



The garment is constructed with a wind barrier for maximum wind resistance.



Fabrics are engineered to stretch, providing extra comfort and flexibility.



The garment can be machine washed and requires little to no ironing.



The garment is constructed from specially treated Yarn for moisture wicking to make you feel dry.



Special yarn or fabric finishes maintain constant internal body temperature.



Natural properties of the yarn provide anti-bacterial protection.



Natural properties of the yarn absorb and decompose odours, leaving the garment smelling fresh.



The garment is constructed from special quick drying fabric.



Technical finishes of fabric allow moisture to be transferred from inside to the outside of the garment.



Airflow vents cooling system removes sweat and body heat through airflow vents.



The garment is made from 100% cotton. It is comfortable and, being hypo-allergenic, does not irritate sensitive skin.



The garment is made predominantly from Cotton with the addition of stretchable material for extra comfort.



DuPont™ Teflon® provides durable, long-lasting protection against oil and water-based stains, dust and dry soil.

AUSTRALIA AND NEW ZEALAND WORK GARMENT SAFETEY STANDARDS

AS/NZS 4602.1:2011

This standard requires at least 0.2m² of high visibility fabric (AS/NZS 1906.4:2010) on the front and back to meet the day and/ or day/ night standard. Garments designed to this standard have a compliant retroreflective taping configuration.

AS/NZS 1906.4:2010

We use High Visibility materials which are tested to Australian Standard 1906.4:2010 which outlines the requirements for fluorescent capabilities and the chromaticity reading to ensure that bright colours are within the required colour range.

AS 2001.2.18-1987

Some of AIW garments have water-repellent or water-resistant coating which stops moisture from reaching the wearer in wet-weather conditions.

AS/NZS 2622:1996

AIW workwear garments meet the requirements of AS/NZS 2622:1996 which outlines the Australian Standard for labelling of fibre content in textile products.



Made from reinforced CORDURA® Brand Fabric for added durability, felled seams with multiple stitching for increased strength, and reinforced pockets.



Soft shells are lightweight, abrasion-resistant garments, that provide warmth, breathability, and wind resistance without a lot of bulk.



CoolDry® replicates the comfort of cotton and quick drying function of polyester. It features moisture absorbing, quick drying, breathable, and light weight.



TrueDry® has Cotton added for extra comfort and reduces skin irritation. It still has the quick drying, breathability and light weight qualities of CoolDry®.



AS/NZS 4399:1996

AIW workwear garments provide protection against ultraviolet radiation transmitted from the sun. The sun protection rating shown is rated at: good protection (UPF 15, 20), very good protection (25, 30, 35) or excellent protection (40, 45, 50, 50+).

AS/NZS 1020:1995

AIW products reduce the amount of static electricity your body conducts by offering a large range of natural cotton fibre products. Our 100% cotton workwear naturally avoids the generation of static electricity.



SW01 (SW01CD/SW01TD)

Hi Visibility Short Sleeve Safety Polo

160GSM -100% POLYESTER (COOLDRY®)

- 160gsm - 60% Cotton, 40% Polyester (TrueDry®)
- Conforms to AS/NZS 4602.1: 2011 Class D, day use safety wear
- Contrast colour on front & collar
- Two contrast strips on collar

SW01TD TRUEDRY® MICRO-MESH SAFETY POLO

EASY FIT	S	M	L	XL	2XL	3XL	4XL	5XL	7XL
HALF CHEST	53.5	56.0	58.5	61.0	63.5	66.0	68.5	71.0	76.0
BODY LENGTH	68.0	70.0	72.0	74.0	76.0	78.0	80.0	82.0	86.0

SW01CD COOLDRY® MICRO-MESH SAFETY POLO

EASY FIT	S	M	L	XL	2XL	3XL	4XL	5XL	7XL
HALF CHEST	53.5	56.0	58.5	61.0	63.5	66.0	68.5	71.0	76.0
BODY LENGTH	68.0	70.0	72.0	74.0	76.0	78.0	80.0	82.0	86.0

WEIGHT & SIZE MEASUREMENTS ARE FOR GUIDANCE ONLY



FLUORO ORANGE/NAVY

FLUORO YELLOW/BOTTLE

FLUORO YELLOW/NAVY



SW05 (SW05CD/SW05TD) HI VISIBILITY LONG SLEEVE SAFETY POLO

160GSM - 100% POLYESTER (COOLDRY®)

- 160gsm - 60% Cotton, 40% Polyester (CoolDry®)
- Conforms to AS/NZS 4602.1: 2011 Class D, day use safety wear
- Contrast colour on front, collar & cuffs
- Two contrast strips on collar & cuffs

SW05TD TRUEDRY® MICRO-MESH SAFETY POLO

EASY FIT	S	M	L	XL	2XL	3XL	4XL	5XL	7XL
HALF CHEST	53.5	56.0	58.5	61.0	63.5	66.0	68.5	71.0	76.0
BODY LENGTH	68.0	70.0	72.0	74.0	76.0	78.0	80.0	82.0	86.0

SW05CD COOLDRY® MICRO-MESH SAFETY POLO

EASY FIT	S	M	L	XL	2XL	3XL	4XL	5XL	7XL
HALF CHEST	53.5	56.0	58.5	61.0	63.5	66.0	68.5	71.0	76.0
BODY LENGTH	68.0	70.0	72.0	74.0	76.0	78.0	80.0	82.0	86.0

WEIGHT & SIZE MEASUREMENTS ARE FOR GUIDANCE ONLY



FLUORO ORANGE/NAVY

FLUORO YELLOW/BOTTLE

FLUORO YELLOW/NAVY



SW17A SHORT SLEEVE SAFETY POLO

High Visibility Short Sleeve Polo with 3M Tapes

160GSM -100% POLYESTER COOLDRY® MESH

- Contrast colour on front & collar
- Two contrast strips on collar & cuffs
- Conforms to AS/NZS 4602.1: 2011 Class D/N, & night use safety wear
- Hoop Pattern 3M Scotchlite™ reflective tapes

3M Scotchlite™

SW17A HIGH VISIBILITY SHORT SLEEVE POLO WITH 3M TAPES

EASY FIT	S	M	L	XL	2XL	3XL	4XL	5XL	7XL
HALF CHEST	53.5	56.0	58.5	61.0	63.5	66.0	68.5	71.0	76.0
BODY LENGTH	68.0	70.0	72.0	74.0	76.0	78.0	80.0	82.0	86.0

WEIGHT & SIZE MEASUREMENTS ARE FOR GUIDANCE ONLY



FLUORO ORANGE/NAVY

FLUORO YELLOW/NAVY



SW21A LONG SLEEVE SAFETY POLO WITH 3M

Men's TrueDry® Safety Long Sleeve Polo with 3M Reflective Tapes

160GSM - 60% COTTON, 40% POLYESTER TRUEDRY® MESH

- Contrast colour on front, collar & sleeves
- Two contrast strips on collar & cuffs
- Hoop Pattern 3M Scotchlite™ reflective tapes
- Conforms to AS/NZS 4602.1: 2011 Class D/N, & night use

3M Scotchlite™

SW21A MEN'S TRUEDRY® LONG SAFETY POLO WITH 3M REFLECTIVE TAPE

EASY FIT	S	M	L	XL	2XL	3XL	4XL	5XL	7XL
HALF CHEST	53.5	56.0	58.5	61.0	63.5	66.0	68.5	71.0	76.0
BODY LENGTH	70.0	72.0	74.0	76.0	78.0	80.0	82.0	84.0	86.0

WEIGHT & SIZE MEASUREMENTS ARE FOR GUIDANCE ONLY



FLUORO ORANGE/NAVY

FLUORO YELLOW/NAVY



SW25 HI-VIS FASHION POLO

UNISEX

TrueDry® Fashion Hi-Vis Short Sleeve Polo With Underarm Mesh

160GSM - 60% COTTON, 40% POLYESTER TRUEDRY® MESH

- Contrast colour on sides and arms
- Under arms and sides mesh panels
- AS/NZS 4602:1999 Class D day use safety wear

SW25 UNISEX TRUEDRY® SHORT SLEEVE HI-VIS POLO

EASY FIT	2XS	XS	S	M	L	XL	2XL	3XL	5XL	7XL
LADIES' SIZES	8/10	12	14	16	18	20	22	24	26	28/30
HALF CHEST	47	50	53.5	56	58.5	61	63.5	66	71	76
BODY LENGTH	63	66	70	72	74	76	78	80	82	84

Weight & size measurements are for guidance only



FLUORO ORANGE/NAVY

FLUORO YELLOW/NAVY



SW71 ALLIANCE SHORT SLEEVE SAFETY POLO

UNISEX

CoolDry® Hi-Vis Mini Waffle Safety Polo

160GSM -100% POLYESTER MINI WAFFLE

- Contrast colour with piping on sides, sleeves & collar
- Under arms and sides mesh panels
- Excellent position for embroidery on sleeves
- Conforms to AS/NZS 4602.1: 2011 Class D, day use safety wear

SW71 UNISEX COOLDRY® HI-VIS MINI WAFFLE SAFETY POLO

EASY FIT	2XS	XS	S	M	L	XL	2XL	3XL	5XL	7XL
LADIES' SIZES	8/10	12	14	16	18	20	22	24	26	28/30
HALF CHEST	47	50	53.5	56	58.5	61	63.5	66	71	76
BODY LENGTH	63	66	70	72	74	76	78	80	82	84

WEIGHT & SIZE MEASUREMENTS ARE FOR GUIDANCE ONLY



FLUORO ORANGE/NAVY

FLUORO YELLOW/NAVY



SW61 ASSOCIATE SHORT SLEEVE SAFETY POLO **UNISEX**

CoolDry® Hi-Vis Mini Waffle Safety Polo

160GSM -100% POLYESTER MINI WAFFLE

- Contrast colour with piping on sides, sleeves, collar & placket
- Excellent position for embroidery on sleeves
- AS/NZS 4602:1999 Class D day use safety wear

SW61 UNISEX COOLDRY® FASHION SAFETY POLO

EASY FIT	2XS	XS	S	M	L	XL	2XL	3XL	5XL	7XL
LADIES' SIZES	8/10	12	14	16	18	20	22	24	26	28/30
HALF CHEST	47	50	53.5	56	58.5	61	63.5	66	71	76
BODY LENGTH	63	66	70	72	74	76	78	80	82	84

WEIGHT & SIZE MEASUREMENTS ARE FOR GUIDANCE ONLY



FLUORO ORANGE/NAVY



FLUORO YELLOW/NAVY



SW12 SAFETY POLO

TrueDry® Short Sleeve Safety Polo

185GSM - 57% COTTON, 43% POLYESTER TRUEDRY® MESH

- Durable poly/cotton mesh knit TrueDry®
- Contrast colour on front & collar
- Contrast strip on collar
- Conforms to AS/NZS 4602.1:2011 Class D, day use safety wear

SW12 High Visibility TrueDry® Mesh Knit Safety Polo

EASY FIT	S	M	L	XL	2XL	3XL	4XL	5XL	7XL
HALF CHEST	53.5	56.0	58.5	61.0	63.5	66.0	68.5	71.0	76.0
BODY LENGTH	70.0	72.0	74.0	76.0	78.0	80.0	82.0	84.0	86.0

Weight & size measurements are for guidance only



FLUORO ORANGE/NAVY

FLUORO YELLOW/NAVY

SW11 SAFETY POLO

TrueDry® Long Sleeve Safety Polo

185GSM - 57% COTTON, 43% POLYESTER TRUEDRY® MESH

- Durable poly/cotton mesh knit TrueDry®
- Contrast colour on front, collar & sleeves
- Contrast strip on collar & cuffs
- Conforms to AS/NZS 4602.1:2011 Class D, day use safety wear

SW11 HIGH VISIBILITY TRUEDRY® MESH KNIT SAFETY POLO

EASY FIT	S	M	L	XL	2XL	3XL	4XL	5XL	7XL
HALF CHEST	53.5	56.0	58.5	61.0	63.5	66.0	68.5	71.0	76.0
BODY LENGTH	70.0	72.0	74.0	76.0	78.0	80.0	82.0	84.0	86.0

WEIGHT & SIZE MEASUREMENTS ARE FOR GUIDANCE ONLY



FLUORO ORANGE/NAVY

FLUORO YELLOW/NAVY



SW35 SAFETY POLO

Two Tone Short Sleeve Safety Polo

200GSM - 100% COTTON JERSEY.

- Under arm mesh ventilation
- Contrast colour on front & collar
- Two contrast strips on collar
- Left hand chest pocket with pen partition & button closure
- Conforms to AS/NZS 4602.1:2011 Class D, day use safety wear

SW35 100% COTTON JERSEY SAFETY POLO

EASY FIT	S	M	L	XL	2XL	3XL	5XL	7XL
HALF CHEST	53.5	56.0	58.5	61.0	63.5	66.0	71.0	76.0
BODY LENGTH	70.0	72.0	74.0	76.0	78.0	80.0	84.0	86.0

WEIGHT & SIZE MEASUREMENTS ARE FOR GUIDANCE ONLY



FLUORO ORANGE/NAVY

FLUORO YELLOW/NAVY

SW36 SAFETY POLO

Two Tone Long Sleeve Safety Polo

200GSM - 100% COTTON JERSEY.

- Under arm mesh ventilation
- Contrast colour on front & collar
- Two contrast strips on collar, sleeves & cuffs
- Left hand chest pocket with pen partition & button closure
- Conforms to AS/NZS 4602.1:2011 Class D, day use safety wear

SW36 100% COTTON JERSEY TWO TONE LONG SLEEVE SAFETY POLO

EASY FIT	S	M	L	XL	2XL	3XL	5XL	7XL
HALF CHEST	53.5	56	58.5	61	63.5	66	71	76
BODY LENGTH	70	72	74	76	78	80	82	84

WEIGHT & SIZE MEASUREMENTS ARE FOR GUIDANCE ONLY



FLUORO ORANGE/NAVY

FLUORO YELLOW/NAVY



SW25A/SW26A HI-VIS LEGEND SHORT SLEEVE POLO

TrueDry® Hi-Vis Polo with Reflective Piping

160GSM - 60% COTTON, 40% POLYESTER, TRUEDRY® MESH

- Breathable mesh panels under arms & on sides
- Contrast colour on sleeves - front & back
- Reflective piping - front & back
- Conforms to AS/NZS 4602.1:2011 Class D, day use safety wear

SW25A MEN'S TRUEDRY® SHORT SLEEVE HI-VIS POLO

EASY FIT	S	M	L	XL	2XL	3XL	5XL	7XL
HALF CHEST	53.5	56	58.5	61	63.5	66	71	76
BODY LENGTH	70	72	74	76	78	80	82	84

SW26A LADIES' TRUEDRY® SHORT SLEEVE HI-VIS POLO

MODERN FIT	8	10	12	14	16	18
HALF CHEST	43.5	46	48.5	51	54	57
BODY LENGTH	60	62	64	66	68	70

WEIGHT & SIZE MEASUREMENTS ARE FOR GUIDANCE ONLY



FLUORO ORANGE/NAVY

FLUORO YELLOW/NAVY



SW33A/SW34A HI-VIS LEGEND LONG SLEEVE POLO

TrueDry® Hi-Vis Polo with Reflective Piping

160GSM - 60% COTTON, 40% POLYESTER, TRUEDRY® MESH

- Breathable mesh panels under arms & on sides
- Contrast colour on sleeves - front & back
- Reflective piping - front & back
- Conforms to AS/NZS 4602.1:2011 Class D, day use safety wear

SW33A MEN'S TRUEDRY® LONG SLEEVE HI-VIS POLO

EASY FIT	S	M	L	XL	2XL	3XL	5XL	7XL
HALF CHEST	53.5	56.0	58.5	61.0	63.5	66.0	71	76
BODY LENGTH	70.0	72	74	76	78	80	82	84

SW34A LADIES' TRUEDRY® LONG SLEEVE HI-VIS POLO


MODERN FIT	8	10	12	14	16	18
HALF CHEST	43.5	46.0	48.5	51.0	53.5	56.0
BODY LENGTH	60.0	62.0	64.0	66.0	68.0	70.0

WEIGHT & SIZE MEASUREMENTS ARE FOR GUIDANCE ONLY



FLUORO ORANGE/NAVY

FLUORO YELLOW/NAVY



Under arms mesh

SW39 HI-VIS COOLDRY® MINI WAFFLE SAFETY TEE UNISEX

Mini Waffle Safety Tee Shirt

160GSM - 100% POLYESTER, COOLDRY® MINI WAFFLE

- Breathable under arm mesh panels
- Conforms to AS/NZS 4602.1:2011 Class D, day use safety wear

SW39 UNISEX COOLDRY® MINI WAFFLE SAFETY TEE SHIRT

EASY FIT	2XS	XS	S	M	L	XL	2XL	3XL	5XL	7XL
LADIES' SIZES	8	10	12	14	16	18	20	22	24/26	28/30
HALF CHEST	47	50	53.5	56	58.5	61	63.5	66	71	76
BODY LENGTH	63	66	70	72	74	76	78	80	82	84

WEIGHT & SIZE MEASUREMENTS ARE FOR GUIDANCE ONLY



FLUORO ORANGE

FLUORO YELLOW



SW02 HI-VIS SAFETY VEST

UNISEX

High Visibility Safety Vest

160GSM - 100% POLYESTER - WARP KNITTED

- Full velcro closure on front
- Grey banding all around to protect fraying of fabric
- Conforms to AS/NZS 4602.1:2011 Class D, day use

SW02 HIGH VISIBILITY SAFETY VEST

EASY FIT	S - M	L/XL	2XL	3XL
HALF CHEST	64.0	68.0	73.0	75.0
BODY LENGTH	72.0	73.0	76.0	77.0

WEIGHT & SIZE MEASUREMENTS ARE FOR GUIDANCE ONLY



FLUORO
ORANGE

FLUORO
YELLOW



SW02A/SW02KHI-VIS SAFETY VEST

UNISEX

High Visibility Safety Vest

120GSM - 100% POLYESTER - WARP KNITTED

- Full velcro closure on front
- Grey banding all around to protect fraying of fabric
- Conforms to AS/NZS 4602.1:2011 Class D, day use

SW02A ADULTS' HIGH VISIBILITY SAFETY VEST

MODERN FIT	S - M	L/XL	3XL	5XL
HALF CHEST	58.0	63.0	68.0	73.0
BODY LENGTH	70.0	73.0	76.0	79.0

SW02K KIDS' HIGH VISIBILITY SAFETY VEST

EASY FIT	4K - 6K	8K - 10K	12K - 14K
HALF CHEST	39.0	45.0	51.0
BODY LENGTH	46.0	54.0	62.0

WEIGHT & SIZE MEASUREMENTS ARE FOR GUIDANCE ONLY



FLUORO
ORANGE

FLUORO
YELLOW



SW03 HI-VIS SAFETY VEST

UNISEX

High Visibility Safety Vest With 3M Reflective Tapes

160GSM - 100% POLYESTER - WARP KNITTED

- Full velcro closure on front
- H Hoop Pattern 3M Scotchlite™ Reflective Tapes for night
- Grey banding all around to protect fraying of fabric
- Conforms to AS/NZS 4602.1:2011 Class D/N, day & night use safety wear

3M Scotchlite™

SW03 HIGH VISIBILITY SAFETY VEST WITH 3M WITH REFLECTIVE TAPES

EASY FIT	S/M	L/XL	2XL	3XL
HALF CHEST	64.0	68.0	73.0	75.0
BODY LENGTH	72.0	73.0	76.0	77.0

WEIGHT & SIZE MEASUREMENTS ARE FOR GUIDANCE ONLY



FLUORO
ORANGE

FLUORO
YELLOW



SW44 HI-VIS SAFETY VEST

UNISEX

High Visibility Safety Vest With Reflective Tapes

120GSM - 100% POLYESTER - WARP KNITTED

- Full velcro closure on front
- Grey banding all around to protect fraying of fabric
- Hoop Pattern with generic reflective tapes for night wear
- Conforms to AS/NZS 4602.1:2011 Class D/N, day & night use safety wear

3M Scotchlite™

SW44 HIGH VISIBILITY SAFETY VEST WITH REFLECTIVE TAPES

EASY FIT	S - M	L/XL	3XL	5XL
HALF CHEST	58.0	63.0	68.0	73.0
BODY LENGTH	70.0	73.0	76.0	79.0

WEIGHT & SIZE MEASUREMENTS ARE FOR GUIDANCE ONLY



FLUORO
ORANGE

FLUORO
YELLOW



Back View

SW41 HI-VIS SAFETY VEST WITH ID POCKET

UNISEX

High Visibility Safety Vest

120GSM - 100% POLYESTER - KNITTED TRICOT

- Front zip closure
- Organise chest pockets with one clear ID pocket
- Self-colour banding all around to protect fraying of fabric
- Conforms to AS/NZS 4602.1:2011 Class D, day use safety wear

SW41 HIGH VISIBILITY SAFETY VEST

MODERN FIT	2XS	S/M	L/XL	3XL	5XL
HALF CHEST	53	58	63	68	73
BODY LENGTH	60/70	63/73	66/76	69/79	72/82

WEIGHT & SIZE MEASUREMENTS ARE FOR GUIDANCE ONLY



FLUORO
ORANGE



FLUORO
YELLOW



Back View

SW42 HI-VIS SAFETY VEST WITH ID POCKET & 3M TAPES

UNISEX

High Visibility Safety Vest

120GSM - 100% POLYESTER - KNITTED TRICOT

- Front zip closure
- Organise chest pockets with one clear ID pocket
- Self-colour banding all around to protect fraying of fabric
- H Hoop Pattern 3M Scotchlite™ Reflective Tapes for night safety Conforms to AS/NZS 4602.1:2011 Class D/N, day & night use safety wear

3M Scotchlite™

SW42 HIGH VISIBILITY SAFETY VEST WITH 3M SCOTCHLITE REFLECTIVE TAPE

MODERN FIT	2XS	S/M	L/XL	3XL	5XL
HALF CHEST	53	58	63	68	73
BODY LENGTH	60/70	63/73	66/76	69/79	72/82

WEIGHT & SIZE MEASUREMENTS ARE FOR GUIDANCE ONLY



FLUORO
ORANGE



FLUORO
YELLOW



SW10A HI-VIS SAFETY VEST

UNISEX

VIC Roads Style Safety Vest

160GSM - 100% POLYESTER - WARP KNITTED

- Light weight 100% Polyester mesh fabric
- H Hoop Pattern 50mm Yellow reflective tapes
- Front zip closure
- Black banding all around to protect fraying of fabric
- AS/NZS 4602.1:2011 Class D, day use safety wear

SW10A VIC ROADS STYLE SAFETY VEST

EASY FIT	M	XL	3XL	5XL
HALF CHEST	58.0	63.0	68.0	73.0
BODY LENGTH	59/73	63/77	67/81	71/85

WEIGHT & SIZE MEASUREMENTS ARE FOR GUIDANCE ONLY



FLUORO RED / YELLOW
REFLECTIVE TAPES



Back View

SW15 HI-VIS SAFETY SINGLET

High Visibility TrueDry® Safety Singlet

160GSM - 60% COTTON, 40% POLYESTER, TRUEDRY® MESH

- Polyester with Cotton back makes it comfortable to wear
- Contrast split front and back
- Contrast around neck and armholes
- Conforms to AS/NZS 4602.1:2011 Class D, day use safety wear

SW15 HIGH VISIBILITY TRUEDRY® SAFETY SINGLET

EASY FIT	S	M	L	XL	2XL	3XL	4XL	5XL	7XL
HALF CHEST	50.0	52.5	55.0	57.5	60.0	63.5	66.0	68.5	73.5
BODY LENGTH	71.0	72.5	74.0	75.5	77.0	78.5	80.0	81.5	84.5

WEIGHT & SIZE MEASUREMENTS ARE FOR GUIDANCE ONLY



FLUORO ORANGE/
NAVY



FLUORO YELLOW/
BOTTLE



FLUORO YELLOW/
NAVY



SW07 HI-VIS TWO TONE POLAR FLEECE

Half Zip Pullover

300GSM - 100% POLYESTER - ANTI PILL FLEECE

- Contrast lower front of garment sleeve & cuffs
- Contrast lower front and sleeves
- Half zipper front
- Two side pockets on the side seams
- Conforms to AS/NZS 4602.1:2011 Class D, day use safety wear

SW07 HIGH VISIBILITY POLAR FLEECE HALF ZIP PULLOVER

EASY FIT	S	M	L	XL	2XL	3XL	4XL	5XL	7XL
HALF CHEST	59.0	61.5	64.0	66.5	69.0	71.5	74.0	76.5	81.5
BODY LENGTH	69.0	72.0	75.0	78.0	81.0	84.0	86.0	88.0	88.0

WEIGHT & SIZE MEASUREMENTS ARE FOR GUIDANCE ONLY



FLUORO ORANGE/NAVY



FLUORO YELLOW/NAVY



SW08 HI-VIS TWO TONE VEST

High Visibility Two Tone Vest

300GSM - 100% POLYESTER - ANTI PILL POLAR FLEECE

- Contrast lower front only
- Front zip closure
- Side pockets with zip closure
- Conforms to AS/NZS 4602.1:2011 Class D, day use safety wear

SW08 HIGH VISIBILITY TWO TONE ZIP FRONT SAFETY VEST

EASY FIT	S	M	L	XL	2XL	3XL	4XL	5XL	7XL
HALF CHEST	55.0	58.0	61.0	64.0	67.0	70.0	73.0	76.0	82.0
BODY LENGTH	66.0	68.0	70.0	72.0	74.0	76.0	78.0	80.0	84.0

WEIGHT & SIZE MEASUREMENTS ARE FOR GUIDANCE ONLY



FLUORO ORANGE/NAVY



FLUORO YELLOW/NAVY



SW13A HI-VIS LONG SLEEVE FLEECE SWEAT

Fleecy Sweat with Collar

320GSM - 20% COTTON, 80% POLYESTER - LOW PILL FLEECE

- Contrast split front/back, collar & sleeves
- Ribbed cuffs and waist band
- Half front zipper
- Conforms to AS/NZS 4602.1:2011 Class D, day use safety wear

SW13A MEN'S HIGH VISIBILITY LONG SLEEVE FLEECE SWEAT WITH COLLAR

EASY FIT	S	M	L	XL	2XL	3XL	4XL	5XL	7XL
HALF CHEST	59.0	61.5	64.0	66.5	69.0	71.5	74.0	76.0	81.5
BODY LENGTH	70.0	72.0	74.0	76.0	78.0	80.0	82.0	84.0	86.0

WEIGHT & SIZE MEASUREMENTS ARE FOR GUIDANCE ONLY



FLUORO ORANGE/NAVY

FLUORO YELLOW/NAVY



SW14 HI-VIS LONG SLEEVE FLEECE SWEAT

Fleecy Sweat with Collar and 3M Tapes

320GSM - 20% COTTON, 80% POLYESTER - LOW PILL FLEECE

- Contrast split front/back, collar & sleeves
- Ribbed cuffs and waist band
- Half front zipper
- Hoop Pattern 3M Scotchlite™ Reflective Tapes for night safety Conforms to AS/NZS 4602.1:2011 Class D/N, day & night use safety wear

SW14 MEN'S HIGH VISIBILITY LONG SLEEVE FLEECE SWEAT WITH COLLAR & 3M TAPES

EASY FIT	S	M	L	XL	2XL	3XL	4XL	5XL	7XL
HALF CHEST	59.0	61.5	64.0	66.5	69.0	71.5	74.0	76.0	81.5
BODY LENGTH	70.0	72.0	74.0	76.0	78.0	80.0	82.0	84.0	86.0

WEIGHT & SIZE MEASUREMENTS ARE FOR GUIDANCE ONLY



FLUORO ORANGE/NAVY

FLUORO YELLOW/NAVY



SW24 HI-VIS LONG SLEEVE FLEECE HOODIE

High Visibility Two Tone Fleecy Hoodie

320GSM - 20% COTTON, 80% POLYESTER - FLEECE

- Contrast split front/back and sleeves
- Traditional fleecy hoodie with full-zip in the centre front
- Two hand warmer pockets
- Ribbed cuffs and waist band
- Conforms to AS/NZS 4602.1:2011 Class D, day use safety wear

SW24 MEN'S HIGH VISIBILITY TWO TONE FLEECE HOODIE

EASY FIT	S	M	L	XL	2XL	3XL	5XL	7XL
HALF CHEST	57.5	60.0	62.5	65.0	67.5	70.0	75.0	80.0
BODY LENGTH	70.0	72.0	74.0	76.0	78.0	80.0	82.0	84.0

WEIGHT & SIZE MEASUREMENTS ARE FOR GUIDANCE ONLY



FLUORO ORANGE/NAVY



FLUORO YELLOW/NAVY



SW09 HI-VIS TWO TONE CREW NECK

Windcheater

320GSM - 20% COTTON, 80% POLYESTER - LOW PILL FLEECE

- Ribbed cuffs and waist band
- Contrast split front/back, sleeves and neck
- Conforms to AS/NZS 4602.1:2011 Class D, day use safety wear

SW09 HIGH VISIBILITY TWO TONE CREW NECK SAFETY WINDCHEATER

EASY FIT	S	M	L	XL	2XL	3XL	4XL	5XL	7XL
HALF CHEST	59.0	61.5	64.0	66.5	69.0	71.5	74.0	76.5	81.5
BODY LENGTH	68.0	70.0	72.0	74.0	76.0	78.0	80.0	82.0	86.0

WEIGHT & SIZE MEASUREMENTS ARE FOR GUIDANCE ONLY



FLUORO ORANGE/NAVY



FLUORO YELLOW/NAVY

new



SW38 HI-VIS TWO TONE FLEECY HOODIE **UNISEX**

Hi-Vis Two Tone Kangaroo Pocket Hoodie

320GSM - 20% COTTON, 80% POLYESTER - FLEECE

- Safety drawstring inside the garment ensures there is no catching.
- Kangaroo slouch pockets provide front storage space.
- Pencil pockets on left sleeve, Mobile & Tool storage pockets beside slouch pocket.
- Ribbed knit cuffs on sleeve and waist, removes garment from hazards.
- Conforms to AS/NZS 4602.1:2011 Class D, day use safety wear

SW38 ADULTS' HI-VIS TWO TONE KANGAROO POCKET HOODIE

EASY FIT	2XS	XS	S	M	L	XL	2XL	3XL	5XL	7XL
LADIES' SIZES	8	10	12	14	16	18	20	22	24/26	28/30
HALF CHEST	51	54	57.5	60	62.5	65	67.5	70	75	80
BODY LENGTH	64	67	70	72	74	76	78	80	82	84

WEIGHT & SIZE MEASUREMENTS ARE FOR GUIDANCE ONLY



FLUORO ORANGE/
NAVY



FLUORO YELLOW/
NAVY



SW47 HI-VIS TWO TONE COTTON FLEECE SWEAT

Fleecy Sweat with Chest Pocket and Collar

300GSM - 100% COTTON - FLEECE

- Ribbed cuffs
- Left chest pocket with flap closure
- Sleeve pen pocket
- Contrast split front, sleeves and collar
- Conforms to AS/NZS 4602.1:2011 Class D, day use safety wear

SW47 MEN'S HIGH VISIBILITY LONG SLEEVE FLEECE SWEAT WITH COLLAR

EASY FIT	S	M	L	XL	2XL	3XL	5XL	7XL
HALF CHEST	59	61.5	64	66.5	69	71.5	76.5	81.5
BODY LENGTH	70	72	74	76	78	80	82	84

WEIGHT & SIZE MEASUREMENTS ARE FOR GUIDANCE ONLY



FLUORO ORANGE/NAVY



FLUORO YELLOW/NAVY



SW48 HI-VIS TWO TONE COTTON FLEECE SWEAT

Fleecy Sweat with Chest Pocket, Collar and 3M Reflective Tapes

300GSM - 100% COTTON - FLEECE

- Ribbed cuffs Left chest pocket with flap closure
- Sleeve pen pocket
- Contrast split front, sleeves and collar
- Hoop Pattern 3M Scotchlite™ Reflective Tapes
- Conforms to AS/NZS 4602.1:2011 Class D/N, day & night use safety wear

SW48 MEN'S HIGH VISIBILITY LONG SLEEVE FLEECE SWEAT WITH COLLAR & 3M TAPES

EASY FIT	S	M	L	XL	2XL	3XL	5XL	7XL
HALF CHEST	59	61.5	64	66.5	69	71.5	76.5	81.5
BODY LENGTH	70	72	74	76	78	80	82	84

WEIGHT & SIZE MEASUREMENTS ARE FOR GUIDANCE ONLY



FLUORO ORANGE/NAVY



FLUORO YELLOW/NAVY



SW27 HI-VIS SPRAY JACKET

High Visibility Spray Jacket - in Bag

OUTER - 100% NYLON WITH PU COATING

INNER - 100% POLYESTER MESH LINING

- Waterproof heat sealed seams
- Concealed hood with draw strings
- Both internal and external storm flaps
- Concealed air vents
- Two side zip pockets
- Bottom drawstring with toggles
- Elasticised cuffs
- Jacket folds into a separate pouch bag
- Conforms to AS/NZS 4602.1:2011 Class D, day use safety wear

SW27 MEN'S HIGH VISIBILITY SPRAY JACKET - IN BAG

EASY FIT	XS	S	M	L	XL	2XL	3XL	5XL
HALF CHEST	55	57.5	60	62.5	65	67.5	70	75
BODY LENGTH	70	72	74	76	78	80	81	83

WEIGHT & SIZE MEASUREMENTS ARE FOR GUIDANCE ONLY



BAG



BAG



FLUORO ORANGE



FLUORO YELLOW



SW06A HI-VIS TWO TONE FLYING JACKET

High Visibility Two Tone Flying Jacket

- 180GSM - 100%POLYESTER, 300D OXFORD PU COATED
- Breathability: 3000mm, Water Proof: 8000mm
 - Diamond quilted padded lining with concealed hood
 - Sleeve organiser pockets with pen partitions
 - Ribbed waistband, collar & cuffs
 - Heavy duty YKK metal zips
 - Conforms to AS/NZS 4602.1:2011 Class D, day use safety wear

SW06A HIGH VISIBILITY TWO TONE FLYING JACKET

EASY FIT	S	M	L	XL	2XL	3XL	5XL	7XL
HALF CHEST	63	66	69	72	75	78	84	90
BODY LENGTH	70	72	74	76	78	80	82	82

WEIGHT & SIZE MEASUREMENTS ARE FOR GUIDANCE ONLY



FLUORO ORANGE/NAVY

FLUORO YELLOW/NAVY

FLUORO YELLOW/BOTTLE



Concealed Hood



Concealed Hood



SW16A HI-VIS TWO TONE FLYING JACKET

High Visibility Two Tone Flying Jacket with 3M Tapes

180GSM - 100%POLYESTER, 300D OXFORD PU COATED

- Breathability: 3000mm, Water Proof: 8000mm
- Diamond quilted padded lining with concealed hood
- Sleeve organiser pockets with pen partitions
- Ribbed waistband, collar & cuffs
- Heavy duty YKK metal zips
- Hoop Pattern 3M Scotchlite™ reflective tape for night visibility
- Conforms to AS/NZS 4602.1:2011 Class D/N, day & night use safety wear

3M Scotchlite™

SW16A HIGH VISIBILITY TWO TONE FLYING JACKET WITH 3M TAPES

EASY FIT	S	M	L	XL	2XL	3XL	5XL	7XL
HALF CHEST	63	66	69	72	75	78	84	90
BODY LENGTH	70	72	74	76	78	80	82	82

WEIGHT & SIZE MEASUREMENTS ARE FOR GUIDANCE ONLY



FLUORO ORANGE/NAVY

FLUORO YELLOW/NAVY

FLUORO YELLOW/BOTTLE

FJ02 FLYING JACKET

Flying Jacket

NYLON SHOWERPROOF OUTER SOFT SHELL, QUILTED LINE
DIAMOND QUILTED PADDED LINING

- Concealed rain hood
- Sleeve organiser pockets with pen partitions
- Ribbed waistband, collar & cuffs
- Heavy duty YKK metal zips
- Internal storm flap

FJ02 FLYING JACKET

EASY FIT	S	M	L	XL	2XL	3XL	4XL	5XL	7XL
HALF CHEST	63.0	65.0	67.0	69.0	71.0	73.0	75.0	77.0	81.0
BODY LENGTH	70.0	72.0	74.0	76.0	78.0	80.0	82.0	84.0	86.0

WEIGHT & SIZE MEASUREMENTS ARE FOR GUIDANCE ONLY



BLACK

NAVY



SW19A



SW18A



Reverse View



3M Scotchlite™

SW18A Hi-VIS SAFETY JACKET WITH MESH LINING & 3M SCOTCHLITE REFLECTIVE TAPES

- Hi-Vis Two Tone Rain Proof Jacket with 3M Scotchlite™ Reflective Tapes
- 180gsm - 100%Polyester, 300D Oxford PU Coated
 - Breathability: 3000mm, Water Proof: 8000mm
 - Mesh lining with draw cord & pocket
 - Concealed hood, storm flap
 - H Pattern, 3M Scotchlite reflective tapes for night visibility
 - Conforms to AS/NZS 4602.1:2011 Class D/N, day & night use safety wear.
- (Part of SW20A Three-in-One Safety Jacket Set)

SW19A Hi-VIS SAFETY VEST WITH MESH LINING & 3M SCOTCHLITE REFLECTIVE TAPES

- Hi-Vis Reversible Rain Proof Safety Vest with 3M Scotchlite™ Reflective Tapes
- 180gsm - 100%Polyester, 300D Oxford PU Coated
 - Breathability: 3000mm, Water Proof: 8000mm
 - Reversible
 - Polar Fleece lining
 - H Pattern, 3M Scotchlite reflective tapes for night visibility
 - Conforms to AS/NZS 4602.1:2011 Class D/N, day & night use safety wear.
- (Part of SW20A Three-in-One Safety Jacket Set)

SW18A HIGH VISIBILITY TWO TONE JACKET WITH 3M REFLECTIVE TAPES

EASY FIT	2XS	XS	S	M	L	XL	2XL	3XL	5XL	7XL
HALF CHEST	57	60	63	66	69	72	75	78	84	90
BODY LENGTH	76	78	80	82	84	86	88	90	92	92

WEIGHT & SIZE MEASUREMENTS ARE FOR GUIDANCE ONLY

SW19A HIGH VISIBILITY TWO TONE VEST WITH 3M REFLECTIVE TAPES

EASY FIT	2XS	XS	S	M	L	XL	2XL	3XL	5XL	7XL
HALF CHEST	55	58	61	64	67	70	73	76	82	88
BODY LENGTH	64/70	66/72	68/74	70/76	72/78	74/80	76/82	78/84	80/86	80/86

WEIGHT & SIZE MEASUREMENTS ARE FOR GUIDANCE ONLY

SW19A Vest zips into SW18A Jacket to create SW20A - “3 in 1” jacket

Both SW19A Vest and SW18A Jacket can be purchased seperately.

Colours:
FLUORO ORANGE/NAVY, FLUORO YELLOW/NAVY





Back View

SW49 HI-VIS SAFETY VEST

High Visibility Reversible Mandarin Collar Safety Vest

SHELL: 180GSM - 100% POLYESTER OXFORD 300 D WITH PU COATING

- Lining: 290gsm Polar Fleece - Navy in colour
- Breathability: 3000mm, Water Proof: 8000mm
- Front zip closure, clear ID pocket and badge hanger
- Hoop Pattern 3M Scotchlite Reflective Tapes
- Conforms to AS/NZ 4602.1:2011 Class D/N, day & night use safety wear

SW49 HIGH VISIBILITY SAFETY VEST WITH 3M REFLECTIVE TAPES

EASY FIT	S	M	L	XL	2XL	3XL	5XL
HALF CHEST	61.0	64.0	67.0	70.0	73.0	76.0	82.0
BODY LENGTH	68/74	70/76	72/78	74/80	76/82	78/84	80/86

WEIGHT & SIZE MEASUREMENTS ARE FOR GUIDANCE ONLY



FLUORO ORANGE



FLUORO YELLOW



3M Scotchlite™

SW50 HI-VIS LONG LINE JACKET WITH POLAR FLEECE LINING

High Visibility Long Line Jacket with 3M Reflective Tapes

180GSM - 100%POLYESTER, 300D OXFORD PU COATED
BREATHABILITY: 3000MM, WATER PROOF: 8000MM

- Polar Fleece Lining
- Rain Proof and Storm Flap
- Concealed hood in the collar
- Clear ID pocket and badge hanger on chest
- Plastic ID pocket and Pen pockets on sleeve
- Contrast front/back, sleeves and collar
- Hoop Pattern 3M Scotchlite™ reflective tapes
- Conforms to AS/NZS 4602.1:2011 Class D/N, day & night use



FLUORO ORANGE/NAVY

FLUORO YELLOW/NAVY

SW50 HIGH VISIBILITY LONG LINE SAFETY JACKET WITH 3M REFLECTIVE TAPES

EASY FIT	S	M	L	XL	2XL	3XL	5XL	7XL
HALF CHEST	63	66	69	72	75	78	84	90
BODY LENGTH	80	82	84	86	88	90	92	92

Weight & size measurements are for guidance only



SW37 HI-VIS SAFETY VEST

High Visibility Reversible Safety Vest

SHELL: 180GSM - 100% POLYESTER OXFORD 300 D WITH PU COATING, LINING: 290GSM POLAR FLEECE - NAVY IN COLOUR
BREATHABILITY: 3000MM, WATER PROOF: 8000MM

- Front zip closure
- X Pattern 3M Scotchlite Reflective Tapes
- Conforms to AS/NZ 4602.1:2011 Class D/N, day & night use safety wear

SW37 HIGH VISIBILITY SAFETY VEST WITH 3M REFLECTIVE TAPES

EASY FIT	S	M	L	XL	2XL	3XL	5XL
HALF CHEST	61.0	64.0	67.0	70.0	73.0	76.0	82.0
BODY LENGTH	68/74	70/76	72/78	74/80	76/82	78/84	80/86

WEIGHT & SIZE MEASUREMENTS ARE FOR GUIDANCE ONLY



Back View



FLUORO ORANGE



SW28A HI-VIS TWO TONE RAIN PROOF JACKET WITH QUILT LINING

Hi-Vis Two Tone Rain Proof Jacket with 3M Tapes

180GSM - 100%POLYESTER, 300D OXFORD PU COATED
BREATHABILITY: 3000MM, WATER PROOF: 8000MM

- Polyester/PU coated rain proof
- Quilted lining with draw cord and pocket
- Consealed hood in collar
- Storm flap withe stud buttons
- 3M Scotchlite reflective tapes for night visibility
- Conforms to AS/NZS 4602.1:2011 Class D/N, day & night use safety wear

3M Scotchlite™

SW28A TWO TONE SAFETY JACKET WITH 3M REFLECTIVE TAPES

EASY FIT	S	M	L	XL	2XL	3XL	5XL	7XL
HALF CHEST	63	66	69	72	75	78	84	90
BODY LENGTH	80	82	84	86	88	90	92	92

WEIGHT & SIZE MEASUREMENTS ARE FOR GUIDANCE ONLY



FLUORO ORANGE/BLACK

FLUORO YELLOW/NAVY

FLUORO ORANGE/NAVY



SW31A HI-VIS TWO TONE BLUEY JACKET

Hi-Vis Two Tone Bluey Safety Jacket with 3M Tapes

550GSM. OUTER - 90% WOOL, 10% POLYESTER - WOOL BLEND
MELTON, LINING - 100% COTTON

- Heavy duty nylon zip
- Contrast front/back, sleeves and collar
- Two side, one internal and one inside left chest pocket
- Hoop Pattern 3M Scotchlite™ reflective tapes for night visibility
- Conforms to AS/NZS 4602.1:2011 Class D/N, day & night use safety wear

3M Scotchlite™

SW31A High Visibility Two Tone Bluey Safety Jacket with 3M Tapes

EASY FIT	S	M	L	XL	2XL	3XL	5XL	7XL
HALF CHEST	62	64.5	67	69.5	72	74.5	79.5	84.5
BODY LENGTH	80	82	84	86	88	90	94	94

WEIGHT & SIZE MEASUREMENTS ARE FOR GUIDANCE ONLY



FLUORO ORANGE/NAVY

FLUORO YELLOW/NAVY



Detachable Hood



3M Scotchlite™

SW30 HI-VIS SAFETY JACKET

High Visibility Heavy Duty Softshell Jacket with 3M Scotchlite™ Reflective Tapes

340GSM - SHELL FACE 100% NYLON - SOFTSHELL
SHELL BACK 100% POLYESTER

- Water/wind resistant with waterproof zips
- Eyelet ventilations under arms
- Tough wearing & insulative
- Detachable hood and lined inners
- 3M Scotchlite™ reflective tapes on shoulders and body
- Conforms to AS/NZS 4602.1:2011 Class D/N, day & night use safety wear

SW30 HI-VIS SOFTSHELL HOODED JACKET WITH 3M TAPE

MODERN FIT	2XS	XS	S	M	L	XL	2XL	3XL	5XL	7XL
LADIES' (REF)	8	10	12	14	18	20	22	24	26	28/30
HALF CHEST	51.5	54.5	57.5	60.0	62.5	65.0	67.5	70.0	75.0	80.0
BODY LENGTH	66	69	72	74	76	78	80	82	83	84

WEIGHT & SIZE MEASUREMENTS ARE FOR GUIDANCE ONLY



FLUORO ORANGE

FLUORO YELLOW



SW29 HI-VIS SAFETY JACKET

High Visibility Two Tone Softshell Jacket with 3M Scotchlite™ Reflective Tapes

340GSM - SHELL FACE 100% NYLON - SOFTSHELL
SHELL BACK 100% POLYESTER

- Water/wind resistant
- Tough wearing & insulative
- Small contrast split on front/back and sleeve
- Hoop Pattern 3M Scotchlite™ reflective tapes for night visibility
- Conforms to AS/NZS 4602.1:2011 Class D/N, day & night use safety wear

SW29 TWO TONE SOFTSHELL SAFETY JACKET WITH 3M REFLECTIVE TAPES

EASY FIT	S	M	L	XL	2XL	3XL	5XL	7XL
HALF CHEST	57.0	59.5	62.0	64.5	67.0	69.5	74.5	79.5
BODY LENGTH	70.0	72.0	74.0	76.0	78.0	80.0	84.0	88.0

WEIGHT & SIZE MEASUREMENTS ARE FOR GUIDANCE ONLY



FLUORO ORANGE/NAVY FLUORO YELLOW/NAVY

HP01A HI-VIS SAFETY PANTS

High Visibility Safety Pants with 3M Scotchlite™ Reflective Tapes


180GSM - 100% POLYESTER, 3000D OXFORD PU COATED
BREATHABILITY: 3000MM, WATER PROOF: 8000MM
POLYESTER/PU COATED, WATERPROOF

- Elastic waist with outer cord draw
- Sealed seams with water proof PVC tape
- Zipper on outside lower leg
- Double Hooped 3M Scotchlite™ reflective tapes for night wear
- Conforms to AS/NZS 4602.1:2011 Class D/N, day & night use safety wear

HP01A HI VIS SAFETY PANTS

EASY FIT	S	M	L	XL	2XL	3XL	5XL	7XL
WAIST RELAXED	64	68	72	76	80	84	92	100
OUTER LEG	106	108	110	112	113	114	115	116

WEIGHT & SIZE MEASUREMENTS ARE FOR GUIDANCE ONLY



Leg opening



FLUORO ORANGE

FLUORO YELLOW



SW45 HI-VIS COTTON JACKET

High Visibility Cotton Jacket

310GSM - 100% COTTON DRILL

- Contrast lower front/back, sleeve & collar
- Two front pockets with velcro flap closure
- Side phone pocket with zip closure
- Adjustable straps on sleeve cuffs with velcro closure
- Conforms to AS/NZS 4602.1:2011 Class D, day use safety wear

SW45 HI-VIS COTTON JACKET

EASY FIT	S	M	L	XL	2XL	3XL	5XL	7XL
HALF CHEST	61	63.5	66	68.5	71	73.5	78.5	83.5
BODY LENGTH	76	78	80	82	84	85	86	87

WEIGHT & SIZE MEASUREMENTS ARE FOR GUIDANCE ONLY



FLUORO ORANGE/NAVY

FLUORO YELLOW/NAVY



SW46 HI-VIS COTTON JACKET WITH 3M TAPES

High Visibility Cotton Jacket with 3M Tapes

310GSM - 100% COTTON DRILL

- Contrast lower front/back, sleeve & collar
- Two front pockets with velcro flap closure
- Side phone pocket with zip closure
- Adjustable straps on sleeve cuffs with velcro closure
- Hoop Pattern 3M Scotchlite™ reflective tapes for night wear
- Conforms to AS/NZS 4602.1:2011 Class D/N, day & night use safety wear

SW46 HI-VIS COTTON JACKET WITH 3M REFLECTIVE TAPES

EASY FIT	S	M	L	XL	2XL	3XL	5XL	7XL
HALF CHEST	61	63.5	66	68.5	71	73.5	78.5	83.5
BODY LENGTH	76	78	80	82	84	85	86	87

WEIGHT & SIZE MEASUREMENTS ARE FOR GUIDANCE ONLY



FLUORO ORANGE/NAVY

FLUORO YELLOW/NAVY

LIGHT WEIGHT COTTON TWILL SAFETY SHIRTS



SW57/SW63 SHORT SLEEVE SAFETY
Hi-Vis Cool-Breeze Cotton Twill Safety Shirts

- 155GSM - 100% COTTON TWILL
- Under arm and yoke cotton mesh ventilation
 - Two button down chest pockets with mitered corners and pen partition
 - Contrast split front and collar
 - Contrast colour buttons
 - Double stitch reinforcement
 - Conforms to AS/NZS 4602.1:2011 Class D, day use safety wear

SW63 LADIES' HIGH VISIBILITY COOL-BREEZE COTTON TWILL SAFETY SHIRT							
EASY FIT	8	10	12	14	16	18	
HALF CHEST	51	53	56	59	63	67	
BODY LENGTH	77	79	80	83	84	86	

WEIGHT & SIZE MEASUREMENTS ARE FOR GUIDANCE ONLY



FLUORO ORANGE/NAVY

FLUORO YELLOW/NAVY

SW57 MEN'S HIGH VISIBILITY COOL-BREEZE COTTON TWILL SAFETY SHIRT								
EASY FIT	S	M	L	XL	2XL	3XL	5XL	7XL
HALF CHEST	56.0	58.5	61.0	63.5	66.0	68.5	73.5	78.5
BODY LENGTH	76/78	78/80	80/82	82/84	84/86	86/88	90/92	90/92
COLLAR	39.0	41.0	43.0	45.0	47.0	49.0	51.0	53.0

LIGHT WEIGHT COTTON TWILL SAFETY SHIRTS



SW58/SW64 LONG SLEEVE SAFETY
 Hi-Vis Cool-Breeze Cotton Twill Safety Shirts

- 155GSM - 100% COTTON TWILL
- Under arm and yoke cotton mesh ventilation
 - Two button down chest pockets with mitered corners and pen partition
 - Contrast split front and collar
 - Contrast colour buttons
 - Double stitch reinforcement
 - Conforms to AS/NZS 4602.1:2011 Class D, day use safety wear



SW58 MEN'S HIGH VISIBILITY COOL-BREEZE COTTON TWILL SAFETY SHIRT								
EASY FIT	S	M	L	XL	2XL	3XL	5XL	7XL
HALF CHEST	56.0	58.5	61.0	63.5	66.0	68.5	73.5	78.5
BODY LENGTH	76/78	78/80	80/82	82/84	84/86	86/88	90/92	90/92
COLLAR	39.0	41.0	43.0	45.0	47.0	49.0	51.0	53.0

SW64 LADIES' HIGH VISIBILITY COOL-BREEZE COTTON TWILL SAFETY SHIRT							
EASY FIT	8	10	12	14	16	18	
HALF CHEST	51	53	56	59	63	67	
BODY LENGTH	77	79	80	83	84	86	

WEIGHT & SIZE MEASUREMENTS ARE FOR GUIDANCE ONLY

LIGHT WEIGHT COTTON TWILL SAFETY SHIRTS



SW59 SHORT SLEEVE SAFETY SHIRT

Hi-Vis Cool-Breeze Cotton Twill Safety Shirt
With 3M Scotchlite™ Reflective Tapes

- 155GSM - 100% COTTON TWILL
- Under arm and yoke cotton mesh ventilation
 - Two button down chest pockets with mitered corners
 - Left chest pocket with pen division
 - Contrast split on front and collar
 - Double stitch reinforcement
 - Hoop Pattern 3M Scotchlite™ reflective tapes for night wear
 - Conforms to AS/NZS 4602.1:2011 Class D/N, day & night use safety wear



SW59 MEN'S HIGH VISIBILITY COTTON-BREEZE COTTON TWILL SAFETY SHIRTS									
EASY FIT	S	M	L	XL	2XL	3XL	4XL	5XL	7XL
HALF CHEST	56.0	59.0	63.0	67.0	72.0	76.0	80.0	83.0	86.0
BODY LENGTH	78/80	81/83	82/84	84/86	86/88	88/90	90/92	93/95	94/96
COLLAR	37.0	39.0	42.0	44.0	46.0	48.0	50.0	52.0	54.0

WEIGHT & SIZE MEASUREMENTS ARE FOR GUIDANCE ONLY



SW67 EASY BREEZY SAFETY

Two Tone Cool Breeze Long Sleeve Cotton Safety Shirt

- 155GSM - 100% COTTON TWILL
- Enhanced performance through mesh side panels and back
 - Two chest pockets with round corners
 - Separate pen pocket on left chest
 - Contrast split front/back, collar and on sleeves
 - Self colour buttons
 - Double stitch reinforcement
 - Conforms to AS/NZS 4602.1:2011 Class D, day use safety wear

SW67 MEN'S HIGH VISIBILITY COTTON TWILL SAFETY SHIRT							
EASY FIT	S	M	L	XL	2XL	3XL	5XL
HALF CHEST	56	59	62	66	70	74	80
BODY LENGTH	80	82	84	86	88	90	92

WEIGHT & SIZE MEASUREMENTS ARE FOR GUIDANCE ONLY



LIGHT WEIGHT COTTON TWILL SAFETY SHIRTS



3M Scotchlite™



SW60/SW65 LONG SLEEVE SAFETY SHIRT

High Vis Cool-Breeze Cotton Twill Safety Shirt with 3M Scotchlite™ Reflective Tapes

155GSM - 100% COTTON TWILL

- Two button down chest pockets with mitered corners and pen partition
- Under arm and yoke cotton mesh ventilation
- Contrast split front, collar and on sleeves
- Contrast buttons
- Hoop Pattern 3M Scotchlite™ reflective tapes for night wear
- Conforms to AS/NZS 4602.1:2011 Class D/N, day & night use safety wear

SW60 MEN'S HIGH VISIBILITY COOL-BREEZE COTTON TWILL SAFETY SHIRTS

EASY FIT	S	M	L	XL	2XL	3XL	4XL	5XL	7XL
HALF CHEST	56.0	59.0	63.0	67.0	72.0	76.0	80.0	83.0	86.0
BODY LENGTH	78/80	81/83	82/84	84/86	86/88	88/90	90/92	93/95	94/96
COLLAR	37.0	39.0	42.0	44.0	46.0	48.0	50.0	52.0	54.0

Underarm, back yoke & shoulders sides ventilation system

SW65 LADIES' HIGH VISIBILITY COOL-BREEZE COTTON TWILL SAFETY SHIRTS

EASY FIT	8	10	12	14	16	18
HALF CHEST	51	53	56	59	63	67
BODY LENGTH	77	79	80	83	84	86

WEIGHT & SIZE MEASUREMENTS ARE FOR GUIDANCE ONLY



FLUORO ORANGE/NAVY

FLUORO YELLOW/NAVY

HEAVY WEIGHT COTTON DRILL SAFETY SHIRTS



SW53 COTTON DRILL SAFETY SHIRT

High Visibility Short Sleeve Work Shirts

190GSM - 100% COTTON DRILL

- Two button down chest pockets with mitered corners and pen partition
- Two piece collar
- Contrast split front/back and collar
- Contrast buttons
- Conforms to AS/NZS 4602.1:2011 Class D, day use safety wear

SW53 HIGH VISIBILITY SHORT SLEEVE WORK SHIRTS

EASY FIT	S	M	L	XL	2XL	3XL	5XL	7XL
HALF CHEST	55.0	58.0	61.0	64.0	67.0	70.0	76.0	82.0
BODY LENGTH	75/81	77/83	79/85	81/87	83/89	85/91	87/93	87/93
COLLAR	40.5	42.0	43.5	45.0	46.5	47.0	48.0	50.0

WEIGHT & SIZE MEASUREMENTS ARE FOR GUIDANCE ONLY



FLUORO ORANGE/NAVY

FLUORO YELLOW/NAVY

HEAVY WEIGHT COTTON DRILL SAFETY SHIRTS



SW54 COTTON DRILL SAFETY SHIRT

High Visibility Long Sleeve Work Shirts

190GSM - 100% COTTON DRILL

- Two button down chest pockets with mitered corners and pen partition
- Two piece collar
- Contrast split front/back, collar and on sleeves
- Contrast buttons
- Conforms to AS/NZS 4602.1:2011 Class D, day use safety wear

SW54 HIGH VISIBILITY LONG SLEEVE WORK SHIRTS

EASY FIT	S	M	L	XL	2XL	3XL	5XL	7XL
HALF CHEST	57.0	60.0	63.0	66.0	69.0	72.0	78.0	84.0
BODY LENGTH	76/79	78/81	80/83	82/85	84/87	86/89	88/91	88/91
COLLAR	40.5	42.0	43.5	45.0	46.5	47.0	48.0	50.0

WEIGHT & SIZE MEASUREMENTS ARE FOR GUIDANCE ONLY



FLUORO ORANGE/NAVY

FLUORO YELLOW/NAVY

HEAVY WEIGHT COTTON DRILL SAFETY SHIRTS



3M Scotchlite™

SW68 LONG SLEEVE SAFETY SHIRT UNISEX
Hi-Vis Cotton Drill Safety Shirt with 3M Scotchlite™ Reflective Tapes

- 190GSM - 100% COTTON DRILL
- Two button down chest pockets with mitered corners and pen partition
 - Contrast split front, collar and on sleeves
 - Contrast buttons
 - Hoop Pattern 3M Scotchlite™ reflective tapes for night wear
 - Conforms to AS/NZS 4602.1:2011 Class D/N, day & night use safety wear

SW68 HIGH VISIBILITY COTTON DRILL SAFETY SHIRTS								
EASY FIT	S	M	L	XL	2XL	3XL	5XL	7XL
HALF CHEST	57.0	60.0	63.0	66.0	69.0	72.0	78.0	84.0
BODY LENGTH	76/79	78/81	80/83	82/85	84/87	86/89	88/91	88/91
COLLAR	40.5	42.0	43.5	45.0	46.5	47.0	48.0	50.0

WEIGHT & SIZE MEASUREMENTS ARE FOR GUIDANCE ONLY



FLUORO ORANGE/NAVY

FLUORO YELLOW/NAVY

LIGHT WEIGHT COTTON RIP-STOP SAFETY SHIRTS



3M Scotchlite™



SW69 LONG SLEEVE RIP-STOP SAFETY SHIRT
UNISEX
Hi-Vis Cotton Rip-Stop Long Sleeve Shirt 3M Tapes

- 145GSM - 100% COTTON RIP-STOP
- Enhanced performance through mesh side panels and back
 - Two chest pockets with velcro closure and pen partition
 - Both pockets mitered on the inner sides towards the placket
 - Contrast split front/back, collar and on sleeves
 - Contrast colour buttons
 - Double stitch reinforcement
 - Hoop Pattern 3M 8910P Perforated Scotchlite™ reflective tapes
 - Conforms to AS/NZS 4602.1:2011 Class D&N, day & night use safety wear

SW69 HI-VIS COTTON RIP-STOP LONG SLEEVE SHIRT 3M TAPE										
EASY FIT	2XS	XS	S	M	L	XL	2XL	3XL	5XL	7XL
HALF CHEST	51	54	57	60	63	66	69	72	78	84
BODY LENGTH	72/75	74/77	76/79	78/81	80/83	82/85	84/87	86/89	88/91	88/91
COLLAR	37.5	39	40.5	42	43.5	45	46.5	48	50	52

WEIGHT & SIZE MEASUREMENTS ARE FOR GUIDANCE ONLY



FLUORO ORANGE/NAVY FLUORO YELLOW/NAVY

HEAVY WEIGHT COTTON DRILL SAFETY SHIRTS



SW52 COTTON DRILL SAFETY SHIRT

High Visibility Long Sleeve Drill Shirt

190GSM - 100% COTTON DRILL

- Two piece collar with collar stays
- Two button down chest pockets with mitered corners
- Left chest pocket with pen partition
- Double layered yoke on upper back
- Reinforced, top-stitched seams
- Two button adjustable sleeve cuffs
- Hoop Pattern 3M Scotchlite™ reflective tapes for night visibility
- Conforms to AS/NZS 4602.1:2011 Class D/N, day & night use safety wear

SW52 HIGH VISIBILITY LONG SLEEVE DRILL SHIRT WITH 3M REFLECTIVE TAPES

EASY FIT	2XS	XS	S	M	L	XL	2XL	3XL	5XL	7XL
HALF CHEST	51	54	57.0	60.0	63.0	66.0	69.0	72.0	78.0	84.0
BODY LENGTH	72/75	74/77	76/79	78/81	80/83	82/85	84/87	86/89	88/91	88/91
COLLAR	37.5	39	40.5	42.0	43.5	45.0	46.5	47.0	48.0	50.0

WEIGHT & SIZE MEASUREMENTS ARE FOR GUIDANCE ONLY



Back View



FLUORO ORANGE

HEAVY WEIGHT COTTON DRILL SAFETY SHIRTS



SW51 HI-VIS LONG SLEEVE DRILL SHIRT

High Visibility Long Sleeve Drill Shirt

- 190GSM - 100% COTTON DRILL
- Two piece collar with collar stays
 - Two button down chest pockets with mitered corners
 - Left chest pocket with pen division
 - Double layered yoke on upper back
 - Reinforced, top-stitched seams
 - Two button adjustable sleeve cuffs
 - Conforms to AS/NZS 4602.1:2011 Class D, day use safety wear

SW51 High Visibility Long Sleeve Drill Shirt

EASY FIT	S	M	L	XL	2XL	3XL	5XL	7XL
HALF CHEST	57	60	63	66	69	72	78	84
BODY LENGTH	76/79	78/81	80/83	82/85	84/87	86/89	88/91	88/91
COLLAR	40.5	42	43.5	45	46.5	47	48	50

WEIGHT & SIZE MEASUREMENTS ARE FOR GUIDANCE ONLY



SW56 HI-VIS LONG SLEEVE DRILL SHIRT WITH 3M

High Visibility Long Sleeve Drill Shirt with 3M Scotchlite™ Reflective Tapes

- 190GSM - 100% COTTON DRILL
- Two piece collar with collar stays
 - Two button down chest pockets with mitered corners
 - Left chest pocket with pen partition
 - Double layered yoke on upper back
 - Reinforced, top-stitched seams
 - Two button adjustable sleeve cuffs
 - RTX Pattern 3M Scotchlite™ reflective tapes for night visibility
 - Conforms to AS/NZS 4602.1:2011 Class D/N, day & night use safety wear

SW56 High Visibility Long Sleeve Drill Shirts with 3M Reflective Tapes

EASY FIT	S	M	L	XL	2XL	3XL	5XL	7XL
HALF CHEST	57.0	60.0	63.0	66.0	69.0	72.0	78.0	84.0
BODY LENGTH	76/79	78/81	80/83	82/85	84/87	86/89	88/91	88/91
COLLAR	40.5	42.0	43.5	45.0	46.5	47.0	48.0	50.0

WEIGHT & SIZE MEASUREMENTS ARE FOR GUIDANCE ONLY



LIGHT/HEAVY WEIGHT COTTON TWILL/DRILL WORK SHIRTS




WT01 COTTON TWILL SHORT SLEEVE WORK SHIRT
Cool-Breeze Cotton Short Sleeve Work Shirt

- 155GSM - 100% COTTON TWILL
- Under arm and yoke cotton mesh ventilation
 - Two button down chest pockets with mitered corners
 - Left chest pocket with pen division
 - Double stitch reinforcement

WT01 COOL-BREEZE COTTON SHORT SLEEVE WORK SHIRT								
EASY FIT	S	M	L	XL	2XL	3XL	5XL	7XL
HALF CHEST	56.0	58.5	61.0	63.5	66.0	68.5	73.5	78.5
BODY LENGTH	76/78	78/80	80/82	82/84	84/86	86/88	90/92	90/92
COLLAR	39.0	41.0	43.0	45.0	47.0	49.0	51.0	53.0

WEIGHT & SIZE MEASUREMENTS ARE FOR GUIDANCE ONLY



WT03 COTTON DRILL SHORT SLEEVE WORK SHIRT
Cotton Drill Short Sleeve Short Sleeve Work Shirt



- 190GSM - 100% COTTON DRILL
- Two button down chest pockets with mitered corners
 - Left chest pocket with pen division
 - Double stitch reinforcement

WT03 COTTON DRILL SHORT SLEEVE WORK SHIRT								
EASY FIT	S	M	L	XL	2XL	3XL	5XL	7XL
HALF CHEST	55.0	58.0	61.0	64.0	67.0	70.0	76.0	82.0
BODY LENGTH	75/79	77/81	79/83	81/85	83/87	85/89	87/91	89/93

WEIGHT & SIZE MEASUREMENTS ARE FOR GUIDANCE ONLY



LIGHT WEIGHT COTTON TWILL WORK SHIRTS



WT02 COTTON TWILL LONG SLEEVE WORK SHIRT

Cool-Breeze Cotton Long Sleeve Work Shirt

155GSM - 100% COTTON TWILL

- Under arm and yoke cotton mesh ventilation
- Two button down chest pockets with mitered corners
- Left chest pocket with pen division
- Double stitch reinforcement

WT02 COOL-BREEZE COTTON LONG SLEEVE WORK SHIRT

EASY FIT	S	M	L	XL	2XL	3XL	5XL	7XL
HALF CHEST	56.0	58.5	61.0	63.5	66.0	68.5	73.5	78.5
BODY LENGTH	76/78	78/80	80/82	82/84	84/86	86/88	90/92	90/92
COLLAR	39.0	41.0	43.0	45.0	47.0	49.0	51.0	53.0

WEIGHT & SIZE MEASUREMENTS ARE FOR GUIDANCE ONLY



BLACK

NAVY

HEAVY WEIGHT COTTON DRILL WORK SHIRTS



WT04/WT08 COTTON DRILL WORK SHIRT

Cotton Drill Long Sleeve Work Shirt

190GSM - 100% COTTON DRILL

- Two button-down chest pockets with mitered corners and pen partition
- Double stitch reinforcement
- Excellent UV protection with UPF rating 50+

WT04 MEN'S COTTON DRILL LONG SLEEVE WORK SHIRT

EASY FIT	S	M	L	XL	2XL	3XL	5XL	7XL
HALF CHEST	55.0	58.0	61.0	64.0	67.0	70.0	76.0	82.0
BODY LENGTH	75/79	77/81	79/83	81/85	83/87	85/89	87/91	89/93

WT08 LADIES' COTTON DRILL WORK SHIRT

EASY FIT	8	10	12	14	16	18	20	22	24
HALF CHEST	51	53	56	59	63	67	72	76	80
BODY LENGTH	77	79	80	83	84	86	88	90	92

WEIGHT & SIZE MEASUREMENTS ARE FOR GUIDANCE ONLY



BLACK
(MEN'S ONLY)

KHAKI
(MEN'S ONLY)

NAVY

HEAVY WEIGHT COTTON DRILL SAFETY SHIRTS



WT04HV/WT08HV COTTON DRILL WORK SHIRT

Cotton Drill Long Sleeve Work Shirt with 3M Tapes

190GSM - 100% COTTON DRILL

- Two button-down chest pockets with mitered corners and pen partition
- Double stitch reinforcement
- Excellent UV protection with UPF rating 50+
- Hoop Pattern 3M Scotchlite™ reflective tapes for night wear
- Conforms to AS/NZS 4602.1:2011 Class N, night time use

WT04HV MEN'S HI-VIS COTTON DRILL LONG SLEEVE WORK SHIRT WITH 3M TAPES								
EASY FIT	S	M	L	XL	2XL	3XL	5XL	7XL
HALF CHEST	55.0	58.0	61.0	64.0	67.0	70.0	76.0	82.0
BODY LENGTH	75/79	77/81	79/83	81/85	83/87	85/89	87/91	89/93

WT08HV LADIES' HI-VIS COTTON DRILL LONG SLEEVE WORK SHIRT WITH 3M TAPES								
EASY FIT	8	10	12	14	16	18	20	24
HALF CHEST	51	53	56	59	63	67	72	80
BODY LENGTH	77	79	80	83	84	86	88	92

Weight & size measurements are for guidance only



KHAKI
(MEN'S ONLY)

NAVY

HEAVY WEIGHT COTTON DUCK WEAVE CANVAS WITH CODURA® WORK SHIRTS



WT05 DURABLE WORK SHIRT

Durable Short Sleeve Work Shirt

- 210GSM - 100% FINE COTTON - DUCK WEAVE CANVAS WITH CORDURA®
- Silicone washed for comfort
 - Organiser chest pockets with mitered corners and durable CORDURA® patches
 - Double stitch reinforcement
 - Excellent UV protection with UPF rating 50+

WT05 DURABLE SHORT SLEEVE WORK SHIRT

EASY FIT	S	M	L	XL	2XL	3XL	5XL	7XL
HALF CHEST	56.0	58.5	61.0	63.5	66.0	68.5	73.5	78.5
BODY LENGTH	78/80	80/82	82/84	84/86	86/88	88/90	90/92	92/94
COLLAR	39.0	41.0	43.0	45.0	47.0	49.0	51.0	53.0

WEIGHT & SIZE MEASUREMENTS ARE FOR GUIDANCE ONLY



KHAKI

NAVY

HEAVY WEIGHT COTTON DUCK WEAVE CANVAS WITH CODURA® WORK SHIRTS



WT06 DURABLE WORK SHIRT

Durable Long Sleeve Work Shirt

210GSM - 100% FINE COTTON - DUCK WEAVE CANVAS WITH CORDURA®

- Silicone washed for comfort
- Organiser chest pockets with mitered corners and durable CORDURA® patches
- Double stitch reinforcement
- Roll-Up sleeves with button closure
- Excellent UV protection with UPF rating 50+

WT06 DURABLE LONG SLEEVE WORK SHIRT


EASY FIT	S	M	L	XL	2XL	3XL	5XL	7XL
HALF CHEST	56.0	58.5	61.0	63.5	66.0	68.5	73.5	78.5
BODY LENGTH	78/80	80/82	82/84	84/86	86/88	88/90	90/92	92/94
COLLAR	39.0	41.0	43.0	45.0	47.0	49.0	51.0	53.0

WEIGHT & SIZE MEASUREMENTS ARE FOR GUIDANCE ONLY



KHAKI

NAVY



WP20 CORDURA SEMI-FITTED CORDURA WORK PANTS UNISEX

- Unisex Cotton Canvas Cargo Pants with CORDURA®
- 270GSM - 100% COTTON - CANVAS WITH CORDURA®
- Organiser cargo pockets
 - Air vents with mesh
 - Knee pads provision (knee pads - WNP01, sold separately)
 - Reinforced with durable CORDURA® patches
 - Heavy-duty YKK zip fly
 - Contrast double stitch reinforcement
 - Excellent UV protection with UPF rating 50+

WP20 UNISEX COTTON CANVAS CARGO PANTS WITH CORDURA®

EASY FIT	72R	77R	82R	87R	92R	97R	102R	107R	112R
WAIST	72	77	82	87	92	97	102	107	112
INLEG LENGTH	76	78	80	82	84	85	86	87	88

WEIGHT & SIZE MEASUREMENTS ARE FOR GUIDANCE ONLY




Air Vents with Mesh



KHAKI

NAVY



WP21 CORDURA SEMI-FITTED CORDURA WORK SHORTS **UNISEX**

Unisex Cotton Canvas Cargo Shorts with
CORDURA®

270GSM - 100% COTTON - CANVAS WITH CORDURA®

- Organiser cargo pockets
- Air vents with mesh
- Reinforced with durable CORDURA® patches
- Heavy-duty YKK zip fly
- Contrast double stitch reinforcement
- Excellent UV protection with UPF rating 50+

WP21 UNISEX COTTON CANVAS CARGO SHORTS WITH CORDURA®

EASY FIT	72R	77R	82R	87R	92R	97R	102R	107R	112R
WAIST	72	77	82	87	92	97	102	107	112
INLEG LENGTH	23	23	23	23	23	24	24	24	25

WEIGHT & SIZE MEASUREMENTS ARE FOR GUIDANCE ONLY



KHAKI



NAVY



WP09/WP17CORDURA DURABLE CARGO WORK PANTS

Men's Durable Duck Weave Canvas with CORDURA® Pants

345GSM - 100% FINE COTTON - DUCK WEAVE CANVAS WITH CORDURA®

- Cargo pockets and concealed gadget pocket on waist-band
- All stress points bar-tacked
- Reinforced with durable CORDURA® patches
- Knee pads provision (knee pads - WNP01, sold separately)
- Heavy-duty nylon zip fly
- Excellent UV protection with UPF rating 50+
- [Ladies style available \(WP10\)](#)

WP09 MEN'S REGULAR SIZE, DURABLE WORK PANTS

EASY FIT	77R	82R	87R	92R	97R	102R	107R	112R
WAIST	77.0	82.0	87.0	92.0	97.0	102.0	107.0	112.0
INLEG LENGTH	76.0	78.0	80.0	82.0	84.0	86.0	88.0	90.0

WP17 MEN'S STOUT SIZE, DURABLE WORK PANTS

EASY FIT	87S	92S	97S	102S	107S	112S	117S	122S
WAIST	87.0	92.0	97.0	102.0	107.0	112.0	117.0	122.0
INLEG LENGTH	70.0	72.0	74.0	76.0	78.0	80.0	82.0	84.0

WEIGHT & SIZE MEASUREMENTS ARE FOR GUIDANCE ONLY



BLACK



BOTTLE



KHAKI



NAVY



WP11 CORDURA DURABLE CARGO WORK SHORTS

Men's Durable Duck Weave Canvas with CORDURA® Shorts

345GSM - 100% FINE COTTON - DUCK WEAVE CANVAS WITH CORDURA®

- Cargo pockets and concealed gadget pocket on waist-band
- All stress points bar-tacked
- Reinforced with durable CORDURA® patches
- Heavy-duty nylon zip fly
- Excellent UV protection with UPF rating 50+

WP11 DURABLE WORK SHORTS

EASY FIT	77R	82R	87R	92R	97R	102R	107R	112R
WAIST	77.0	82.0	87.0	92.0	97.0	102.0	107.0	112.0
INLEG LENGTH	24.0	25.0	26.0	27.0	28.0	29.0	30.0	31.0

WEIGHT & SIZE MEASUREMENTS ARE FOR GUIDANCE ONLY



BLACK

BOTTLE



KHAKI

NAVY



WP03 MEN'S HEAVY COTTON DRILL CARGO PANTS

Men's Heavy Pre-shrunk Cotton Cargo Pants with Knee Pads Provision

- 310GSM - 100% COTTON DRILL
- Organiser pockets on legs
 - Knee pads provision with removable padding (supplied)
 - Excellent UV protection with UPF rating 50+
 - All stress points bar-tacked
 - Hard wearing

WP03 COTTON DRILL CARGO PANTS WITH KNEE PADS

EASY FIT	77R	82R	87R	92R	97R	102R	107R	112R
WAIST	77.0	82.0	87.0	92.0	97.0	102.0	107.0	112.0
INLEG LENGTH	74.0	76.0	78.0	80.0	82.0	84.0	86.0	88.0

WEIGHT & SIZE MEASUREMENTS ARE FOR GUIDANCE ONLY



REMOVABLE KNEE PADS
(SUPPLIED WITH THE
GARMENT)



BLACK



NAVY



WHITE



WP06 MEN'S HEAVY COTTON DRILL CARGO SHORTS

Men's Heavy Pre-shrunk Cotton Cargo Shorts

- 310GSM - 100% COTTON DRILL
- Organiser pockets on legs
 - Excellent UV protection with UPF rating 50+
 - All stress points bar-tacked
 - Hard wearing

WP06 MEN'S HEAVY COTTON PRE-SHRUNK DRILL SHORTS												
EASY FIT	77R	82R	87R	92R	97R	102R	107R	112R	117R	122R	127R	132R
WAIST	77.0	82.0	87.0	92.0	97.0	102.0	107.0	112.0	117.0	122.0	127.0	132.0
INLEG LENGTH	24.0	24.0	24.0	24.0	26.0	26.0	26.5	26.5	26.5	26.5	26.5	26.5

WEIGHT & SIZE MEASUREMENTS ARE FOR GUIDANCE ONLY



BLACK

KHAKI

NAVY



WP07/WP08/WP13 MEN'S HEAVY COTTON DRILL CARGO PANTS

Men's Heavy Cotton Pre-Shrunk Cargo Drill Pants

- 310GSM - 100% COTTON DRILL
- Organiser pockets on legs
 - Excellent UV protection with UPF rating 50+
 - All stress points bar-tacked
 - Hard wearing
 - [Ladies' style available \(WP15\)](#)

WP07 MEN'S HEAVY COTTON PRE-SHRUNK DRILL PANTS REGULAR SIZE								
EASY FIT	77R	82R	87R	92R	97R	102R	107R	112R
WAIST	77.0	82.0	87.0	92.0	97.0	102.0	107.0	112.0
INLEG LENGTH	74.0	76.0	78.0	80.0	82.0	84.0	86.0	88.0

WP08 MEN'S HEAVY COTTON PRE-SHRUNK DRILL PANTS STOUT SIZE										
EASY FIT	87S	92S	97S	102S	107S	112S	117S	122S	127S	132S
WAIST	87.0	92.0	97.0	102.0	107.0	112.0	117.0	122.0	127.0	132.0
INLEG LENGTH	73.0	74.0	75.0	76.0	77.0	78.0	79.0	80.0	81.0	82.0

WP13 MEN'S HEAVY COTTON PRE-SHRUNK DRILL PANTS LONG LEG					
EASY FIT	74L	79L	84L	89L	94L
WAIST	75.0	80.0	85.0	90.0	95.0
INLEG LENGTH	84.0	84.0	85.0	85.0	86.0

WEIGHT & SIZE MEASUREMENTS ARE FOR GUIDANCE ONLY



BLACK

KHAKI

NAVY



WP07HV/WP08HV/WP13HV MEN'S HEAVY COTTON DRILL CARGO PANTS
Men's Heavy Cotton Pre-Shrunk Cargo Drill Pants with 3M Scotchlite™ Reflective Tapes

- 310GSM - 100% COTTON DRILL
- Organiser pockets on legs
 - Excellent UV protection with UPF rating 50+
 - All stress points bar-tacked
 - Hard wearing
 - Double Hooped 3M Scotchlite™ reflective tapes for night wear
 - Conforms to AS/NZS 4602.1:2011 Class N, night time safety use only
 - [Ladies' style available \(WP15HV\)](#)

WP07HV MEN'S HEAVY COTTON PRE-SHRUNK DRILL PANTS REGULAR SIZE								
EASY FIT	77R	82R	87R	92R	97R	102R	107R	112R
WAIST	77.0	82.0	87.0	92.0	97.0	102.0	107.0	112.0
INLEG LENGTH	74.0	76.0	78.0	80.0	82.0	84.0	86.0	88.0

WP08HV MEN'S HEAVY COTTON PRE-SHRUNK DRILL PANTS STOUT SIZE								
EASY FIT	87S	92S	97S	102S	107S	112S	117S	122S
WAIST	87.0	92.0	97.0	102.0	107.0	112.0	117.0	122.0
INLEG LENGTH	73.0	74.0	75.0	76.0	77.0	78.0	79.0	80.0

WP13HV MEN'S HEAVY COTTON PRE-SHRUNK DRILL PANTS LONG LEG					
EASY FIT	74L	79L	84L	89L	94L
WAIST	75.0	80.0	85.0	90.0	95.0
INLEG LENGTH	84.0	84.0	85.0	85.0	86.0

WEIGHT & SIZE MEASUREMENTS ARE FOR GUIDANCE ONLY



BLACK KHAKI NAVY



WP10 CORDURA DURABLE CARGO WORK PANTS

Ladies' Durable Duck Weave Canvas with CORDURA® Pants

345GSM - 100% FINE COTTON - DUCK WEAVE CANVAS WITH CORDURA®

- Cargo pockets and concealed gadget pocket on waistband
- All stress points bar-tacked
- Reinforced with durable CORDURA® patches
- Knee pad provision (knee pads - WNP01, sold separately)
- Heavy-duty nylon zip fly
- Excellent UV protection with UPF rating 50+
- [Men's style available \(WP09, WP17\)](#)



WP10 LADIES' DURABLE WORK PANTS

MODERN FIT	8	10	12	14	16	18
WAIST	75	80	85	90	95	100
INLEG LENGTH	80	80	81	81	82	82

WEIGHT & SIZE MEASUREMENTS ARE FOR GUIDANCE ONLY



NAVY

WNP01 REMOVABLE KNEE PAD

12.5cm (W) x 23.3 (H) x 0.80 (D) Made from EVI. Tough, durable, extra-thick, and waterproof.





3M Scotchlite™

WP15 LADIES' HEAVY COTTON DRILL CARGO PANTS

Ladies' Heavy Cotton Pre-Shrunk Cargo Drill Pants

- 310GSM - 100% COTTON DRILL
- Organiser pockets on legs
 - Excellent UV protection with UPF rating 50+
 - All stress points bar-tacked
 - Hard wearing
 - [Men's style available \(WP07, WP08, WP13\)](#)

WP15 LADIES' HEAVY PRE-SHRUNK COTTON DRILL PANTS							
MODERN FIT	8	10	12	14	16	18	20
HALF WAIST	75	80	85	90	95	100	105
INLEG LENGTH	80	80	81	81	82	82	83

WEIGHT & SIZE MEASUREMENTS ARE FOR GUIDANCE ONLY



NAVY

WP15HV LADIES' HEAVY COTTON DRILL CARGO PANTS

Ladies' Heavy Cotton Pre-Shrunk Cargo Drill Pants with 3M Scotchlite™ Reflective Taps

- 310GSM - 100% COTTON DRILL
- Organiser pockets on legs
 - Excellent UV protection with UPF rating 50+
 - All stress points bar-tacked
 - Hard wearing
 - 3M Scotchlite™ Refeective tapes for night visibility
 - Conforms to AS/NZS 4602.1:2011 Class N, night time safety use only
 - [Men's style available \(WP07HV, WP08HV, WP13HV\)](#)

WP15HV LADIES' HI-VIS HEAVY PRE-SHRUNK COTTON DRILL PANTS WITH 3M							
MODERN FIT	8	10	12	14	16	18	20
WAIST	75	80	85	90	95	100	105
INLEG LENGTH	80	80	81	81	82	82	83

WEIGHT & SIZE MEASUREMENTS ARE FOR GUIDANCE ONLY



NAVY



WP01 MEN'S PERMANENT PRESS PANTS

Men's Regular/Stout Size Pants

260GSM - 65% POLYESTER, 35% VISCOSE, GABARDINE

- Stain Resistant
- Side angled pockets and two back jet pockets with buttons
- Single front pleats & coin pocket at the waist

WP01/R MEN'S PERMANENT PRESS PANTS REGULAR SIZE

MODERN FIT	77R	82R	87R	92R	97R	102R	107R
PANTS LENGTH	107	109	111	113	115	117	119
HALF WAIST	38.5	41.0	43.5	46.0	48.5	51.0	53.5

WP01/S MEN'S PERMANENT PRESS PANTS STOUT SIZE

MODERN FIT	92S	97S	102S	107S	112S	117S	122S
PANTS LENGTH	109	111	113	115	117	119	121
HALF WAIST	46.0	48.5	51.0	53.5	56.0	58.5	61.0

WEIGHT & SIZE MEASUREMENTS ARE FOR GUIDANCE ONLY



BLACK

NAVY

WP02 LADIES' PERMANENT PRESS PANTS

Ladies' Permanent Press Pants

260GSM - 65% POLYESTER, 35% VISCOSE, GABARDINE

- Stain Resistant
- Side angled pockets and two back jet pockets with buttons
- Single front pleats & coin pocket at the waist

WP02 LADIES' PERMANENT PRESS PANTS

MODERN FIT	8	10	12	14	16	18	20	22	24
PANTS LENGTH	105.5	106.75	108.0	109.25	110.5	111.75	113.0	114.25	115.5
HALF WAIST	34.0	36.5	39.0	41.5	44.0	46.5	49.0	51.5	54.0

WEIGHT & SIZE MEASUREMENTS ARE FOR GUIDANCE ONLY



BLACK

NAVY



WP19 MEN'S FLEXI WAIST PANT

Men's Regular Flexi Waist T/R Pants

260GSM - 65% POLYESTER, 35% VISCOSE, TWILL

- Side angled pockets and two back jet pockets with buttons
- Single front pleats & coin pocket at the waist
- Stain Resistant

WP19 MEN'S REGULAR SIZE, FLEXI WAIST T/R PANTS

EASY FIT	77R	82R	87R	92R	97R	102R	107R	112R	117R
WAIST	77	82	87	92	97	102	107	112	117
INLEG LENGTH	83	83	83	83	83	83	83	83	83

WEIGHT & SIZE MEASUREMENTS ARE FOR GUIDANCE ONLY



Flexi Waist: Our innovative 'Flexi Waist' allows the garment to sit flat on the body. Which allows movement around the waist providing great comfort.



BLACK

NAVY



WA01/WA02 MEN'S ACTION BACK WORK OVERALL

Men's Pre-Shrunk Heavy Cotton Action Back Overall

310GSM - 100% COTTON DRILL

- Made from pre-shrunk & mercerised fabric
- Organiser pockets on legs and chest
- Excellent UV protection with UPF rating 50+
- All stress points bar-tacked
- Elasticised waist
- Hard wearing
- Heavy duty nickel plated studs

WA01 MEN'S REGULAR SIZE, ACTION BACK OVERALL

EASY FIT	77R	82R	87R	92R	97R	102R	107R	112R
HALF CHEST	47.5	50	52.5	55	57.5	60	62.5	65
HALF WAIST	43.5	46	48.5	51	53.5	56	58.5	61
INLEG LENGTH	76	79	81	84	85	86	87	88

WA02 MEN'S STOUT SIZE, ACTION BACK OVERALL

EASY FIT	87S	92S	97S	102S	107S	112S	117S	122S
HALF CHEST	52.5	55	57.5	60	62.5	65	67.5	70
HALF WAIST	48.5	51	53.5	56	58.5	61	63.5	66
INLEG LENGTH	71	74	76	79	81	82	83	84

WEIGHT & SIZE MEASUREMENTS ARE FOR GUIDANCE ONLY



KHAKI



NAVY

WA07/WA08 MEN'S HEAVY COTTON DRILL COVERALL

Men's Cotton Drill Coverall

310GSM - 100% COTTON DRILL

- Made from pre-shrunk & mercerised fabric
- Organiser pockets
- Excellent UV protection with UPF rating 50+
- All stress points bar-tacked
- Hard wearing

WA07 MEN'S REGULAR SIZE, COTTON DRILL COVERALL

EASY FIT	77R	82R	87R	92R	97R	102R	107R	112R
HALF CHEST	52.5	55	57.5	60	62.5	65	67.5	70
HALF WAIST	45	47.5	50	52.5	55	57.5	60	62.5
INLEG LENGTH	76	79	81	84	85	86	87	88

WA08 MEN'S STOUT SIZE, COTTON DRILL COVERALL

EASY FIT	87S	92S	97S	102S	107S	112S	117S	122S
HALF CHEST	57.5	60	62.5	65	67.5	70	72.5	75
HALF WAIST	48.5	51	53.5	56	58.5	61	63.5	66
INLEG LENGTH	71	74	76	79	81	82	83	84

WEIGHT & SIZE MEASUREMENTS ARE FOR GUIDANCE ONLY



KHAKI



NAVY



WA04 CORDURA DURABLE ACTION BACK OVERALL

Men's Durable Duck Weave Canvas with CORDURA® Overall

345GSM - 100% FINE COTTON - DUCK WEAVE CANVAS WITH CORDURA®

- Organiser pockets on legs and chest
- All stress points bar-tacked
- Reinforced with durable CORDURA® patches
- Knee pads provision (knee pads - WNP01 sold separately)
- Concealed stud buttons closure front
- Excellent UV protection with UPF rating 50+

WA04 MEN'S REGULAR SIZE, HEAVY COTTON ACTION BACK OVERALL

EASY FIT	77R	82R	87R	92R	97R	102R	107R	112R
HALF CHEST	47.5	50	52.5	55	57.5	60	62.5	65
HALF WAIST	43.5	46	48.5	51	53.5	56	58.5	61
INLEG LENGTH	76	79	81	84	85	86	87	88

WEIGHT & SIZE MEASUREMENTS ARE FOR GUIDANCE ONLY



KHAKI



NAVY



SW201/SW202 MEN'S HEAVY COTTON DRILL SAFETY OVERALL

Men's Hi-Vis Action Back Two Tone Safety Overall

310GSM - 100% COTTON DRILL

- Made from pre-shrunk & mercerised fabric
- Organiser pockets on legs and chest
- Excellent UV protection with UPF rating 50+
- All stress points bar-tacked
- Elasticised waist
- Contrast colour lower body
- Hard wearing
- Heavy duty nickel plated studs
- Conforms to AS/NZS 4602.1:2011 Class D, day use safety wear

SW201 MEN'S REGULAR SIZE, HI-VIS ACTION BACK OVERALL

EASY FIT	77R	82R	87R	92R	97R	102R	107R	112R
HALF CHEST	47.5	50	52.5	55	57.5	60	62.5	65
HALF WAIST	43.5	46	48.5	51	53.5	56	58.5	61
INLEG LENGTH	76	79	81	84	85	86	87	88

SW202 MEN'S STOUT SIZE, HI-VIS ACTION BACK OVERALL

EASY FIT	87S	92S	97S	102S	107S	112S	117S	122S
HALF CHEST	52.5	55	57.5	60	62.5	65	67.5	70
HALF WAIST	48.5	51	53.5	56	58.5	61	63.5	66
INLEG LENGTH	71	74	76	79	81	82	83	84

WEIGHT & SIZE MEASUREMENTS ARE FOR GUIDANCE ONLY



FLUORO ORANGE/NAVY FLUORO YELLOW/NAVY



SW204/SW205MEN'S TWO TONE HEAVY COTTON COVERALL

Men's Hi-Vis Cotton Drill Two Tone Coverall

310GSM - 100% COTTON DRILL

- Made from pre-shrunk & mercerised fabric
- Organiser pockets
- Excellent UV protection with UPF rating 50+
- All stress points bar-tacked
- Contrast colour lower body
- Elasticised waist
- Hard wearing
- Conforms to AS/NZS 4602.1:2011 Class D, day use safety wear

SW204 MEN'S REGULAR SIZE, HI-VIS COTTON DRILL COVERALL

EASY FIT	77R	82R	87R	92R	97R	102R	107R	112R
HALF CHEST	52.5	55	57.5	60	62.5	65	67.5	70
HALF WAIST	45	47.5	50	52.5	55	57.5	60	62.5
INLEG LENGTH	76	79	81	84	85	86	87	88

SW205 MEN'S STOUT SIZE, COTTON DRILL COVERALL

EASY FIT	87S	92S	97S	102S	107S	112S	117S	122S
HALF CHEST	57.5	60	62.5	65	67.5	70	72.5	75
HALF WAIST	48.5	51	53.5	56	58.5	61	63.5	66
INLEG LENGTH	71	74	76	79	81	82	83	84

WEIGHT & SIZE MEASUREMENTS ARE FOR GUIDANCE ONLY



FLUORO ORANGE/NAVY



FLUORO YELLOW/NAVY



SW207 MEN'S TWO TONE COTTON COVERALL

Men's Hi-Vis Cotton Drill Two Tone Coverall with 3M Tapes

190GSM - 100% COTTON DRILL

- 3M Scotchlite reflective tapes.
- Front left chest pocket with tools partition.
- Right hand pocket with flap and back utility patch pocket.
- Metal press concealed buttons. Elasticised at centre back waist. Excellent sun protection with UPF 50+.
- Contrast colour lower body.
- Conforms to AS/NZS 4602.1:2011 Class D&N, day & night use safety wear

SW207 MEN'S REGULAR SIZE, HI-VIS COTTON DRILL COVERALL WITH 3M

EASY FIT	77R	82R	87R	92R	97R	102R	107R	112R
HALF CHEST	52.5	55	57.5	60	62.5	65	67.5	70
HALF WAIST	45	47.5	50	52.5	55	57.5	60	62.5
INLEG LENGTH	76	79	81	84	85	86	87	88

WEIGHT & SIZE MEASUREMENTS ARE FOR GUIDANCE ONLY



FLUORO ORANGE/NAVY



FLUORO YELLOW/NAVY





HOSPITALITY & LIFESTYLE

STYLE	DESCRIPTION	PAGE
AP01	Short Waist Apron	324
AP02	Long Waist Apron	324
AP03	Bib Apron	325
AP04	Butcher's Apron	326
AP05	Ladies' Smock	326
CC01	Chef's Cap	329
CJ01	Traditional Chef's Long Sleeve Jacket	329
CJ02	Traditional Chef's Short Sleeve Jacket	327
CP01	Chef's Pants	329
CS01	Chef's Scarf	329
M3001	Changeable Apron Straps	323
M3100	Canvas Short Waist Apron	322
M3200	Canvas Bib Apron	323
SCF02	Cable Knit Scarf	327
TW01	Golf Towel	319
TW01A	Golf Towel with Ring & Hook	318
TW02	Hand Towel	319
TW04	Terry Velour Beach Towel	319
TW04A	Terry Velour Beach Towel	321
TW05	Fitness Towel	321
TW06	Golf Towel With Hook	318
TW07	Striped Beach Towel	320



TW01A GOLF TOWEL WITH RING & HOOK

Yarn Dyed Cotton Towel

560gsm - 100% Cotton

100% Cotton yarn dyed towel with dobby border. One side terry towel. And the other side with velour finish.

Size: 38cm x 65cm.



BLACK

MOCHA

NAVY



RED

WHITE



TW06 GOLF TOWEL WITH HOOK

Yarn Dyed Cotton Towel

380gsm - 100% Cotton

100% Cotton yarn dyed towel with dobby border. One side terry towel. And the other side with velour finish. Size: 40 x 65cm. Decoration area (Max. 7cm in height.)



BLACK

NAVY



RED

WHITE



TW01 GOLF TOWEL

Yarn Dyed Cotton

560GSM - 100% COTTON

100% Cotton yarn dyed towel with dobby border. One side terry towel. And the other side with velour finish. Size: 38 x 65 cm 140gm weight.



BLACK



MOCHA



NAVY



RED



WHITE



TW02 HAND TOWEL

Yarn Dyed Cotton

580GSM - 100% COTTON

100% Cotton yarn dyed towel with dobby border. With terry towel on both sides. Size: 60 x 40 cm.



BLACK



NAVY



WHITE



TW04 TERRY VELOUR BEACH TOWEL

Terry Velour with Rapier Finish.

560GSM - 100% COTTON

Large decoration area (Max. 10cm in height).

SIZE: 75 X 150 CM AT 630GM WEIGHT.



NAVY



WHITE



TW07 STRIPED BEACH TOWEL

Terry Towelling on Both Sides

450GSM - 100% COTTON

Cotton border on all sides. White and contrasting colour stripes run full length of the towel. Soft pile allows for all-over embroidery.

Large decoration area:

(On pile: 25cm (W) x 12cm (H) (on stripes).

Towel size: 162cm (L) x 87.5cm (W)



GOLD/WHITE



NAVY/WHITE



RED/WHITE



TW04A TERRY VELOUR BEACH TOWEL

Terry Velour with Rapier Finish.

380GSM - 100% COTTON

Large decoration area (Max. 11.5cm in height). Size: 75 x 150 cm 430gm weight.



TW05 FITNESS TOWEL

Terry Towelling with Velour Finish.

390GSM - 100% COTTON

Wide print/embroidery area. (Max. 6cm in height). Fits most standard weight benches.

Size: 110 x 30 cm 130gm weight.



NAVY



WHITE

new



M3100 FITZROY HALF WAIST APRON

Cotton Canvas Short Waist Apron

260GSM - 100% COTTON CANVAS.

- Waist pockets.
- Reinforced designer rivets.
- 72cm x 54cm
- Brass metal buttons and rings

Please note: Straps (M3001) are sold separately



BLACK



CHARCOAL



KHAKI

new



M3200 BRUNSWICK BIB APRON

Cotton Canvas Bib Apron

260GSM - 100% COTTON CANVAS.

- Waist pockets.
- Reinforced designer rivets.
- 72cm x 84cm.
- Brass metal buttons.

Please note: Straps (M3001) are sold separately



BLACK

CHARCOAL

KHAKI

new



M3001 CHANGEABLE APRON STRAPES

100% POLYESTER, HERRINGBONE

- 30mm (W) x 1400mm (L)
- Comes in pair
- Stitched eyelets

Please note: Used for both M3100 and M3200 - Waist & Bib Aprons



BLACK



CHARCOAL



CHOCOLATE



CYAN



KHAKI



NAVY



RED



AP01 SHORT WAIST APRON

Polyester/Cotton Twill

260GM - 65% POLYESTER, 35% COTTON

Hard wearing with pocket. Size: (w)86 x (h)50 cm



BLACK



AP02 LONG WAIST APRON

Polyester/Cotton Twill

260GM - 65% POLYESTER, 35% COTTON

Hard wearing with pocket. Size: (w)86 x (h)70 cm.



BLACK



AP03 BIB APRON

Polyester/Cotton Twill

260GM - 65% POLYESTER, 35% COTTON

Hard wearing with pocket & adjustable neck strap.

Size: (w)70 x (h)86 cm



BLACK



WHITE



AP04 LONG WAIST APRON

Yarn Dyed Polyester/Cotton Drill

220GM - 65% POLYESTER, 35% COTTON

Hard wearing with pocket & adjustable neck strap. Size: (w)70cm x (h)85cm



BLACK/WHITE

NAVY/WHITE

RED/WHITE



AP05 LADIES' SMOCK

Polyester Viscose Gaberdine Twill

210GSM - 65% POLYESTER, 35% COTTON TWILL

Front Pocket. 4 binding side ties. Protects both front and back. Size: (w)52cm x (h)77 cm



NAVY/WHITE

RED/WHITE

MAROON/GOLD



CJ02 CHEF'S SHORT SLEEVE JACKET

Polyester/Cotton

180GSM - 65% POLYESTER, 35% COTTON

Mandarin collar. Double breasted with 8 interchangeable buttons. Shorts sleeves.

CJ02 TRADITIONAL CHEF'S SHORT SLEEVE JACKET

EASY FIT	2XS	XS	S	M	L	XL	2XL	3XL	5XL
CHEST	55	57.5	60	62.5	65	67.5	70	72.5	77.5
BODY LENGTH	69	71	73	75	77	79	81	83	85

WEIGHT & SIZE MEASUREMENTS ARE FOR GUIDANCE ONLY



BLACK

WHITE



SCF02 CABLE KNIT SCARF

Acrylic Knit Scarf

166GM - 100% ACRYLIC

Acrylic knit with cable row feature. Size: 110cm x 18cm at 166gm.



BLACK

CHARCOAL

NAVY

STONE



CC01 CHEF'S CAP

Polyester/Cotton

180GSM - 65% POLYESTER, 35% COTTON
Elastic strap on back. Sizes: S/M, L/XL (fits most)




BLACK

WHITE

CS01 CHEF'S SCARF

Polyester/Cotton Twill

180GSM - 65% POLYESTER, 35% COTTON
Triangle in shape. Easy to tie. Size: 70cm x 70cm x 100cm



BLACK

WHITE

CJ01 CHEF'S LONG SLEEVE JACKET

Polyester/Cotton

180GSM - 65% POLYESTER, 35% COTTON
Mandarin collar. Double breasted with 8 interchangeable buttons. Long sleeves with flap-over wrist band. Long sleeves.

CJ01 TRADITIONAL CHEF'S LONG SLEEVE JACKET

EASY FIT	S	M	L	XL	2XL	3XL
CHEST	60	62.5	65	67.5	70	72.5
BODY LENGTH	73	75	77	79	81	83

WEIGHT & SIZE MEASUREMENTS ARE FOR GUIDANCE ONLY



BLACK

WHITE

CP01 CHEF'S PANTS

Polyester/Cotton Twill

180GSM - 65% POLYESTER, 35% COTTON
Elastic waist with draw cord. Two side pockets. One back patch pocket.

CP01 CHEF'S PANTS

EASY FIT	XS	S	M	L	XL	2XL	3XL
RELAXED WAIST	58	63	68	73	78	83	88
OUTER LEG	102	103	104	105	106	107	108

WEIGHT & SIZE MEASUREMENTS ARE FOR GUIDANCE ONLY



BLACK

WHITE

BLACK/WHITE



HEADWEAR

STYLE	DESCRIPTION	PAGE
CH01	Heavy Brushed Cotton Structured Cap	332
CH03	Heavy Brushed Cotton Unstructured Cap	334
CH05	Heavy Brushed Cotton With Suede Peak	341
CH10	Ottoman Pique Mesh Cap	333
CH13	Cotton Twill Structured Cap	335
CH17	Heavy Brushed Cotton Structured Cap With Peak & Back Trim	342
CH18	Heavy brushed Cotton Structured Cap with Sandwich Peak	337
CH20	Athletic Mesh Cap	335
CH21	Nylon Ripstop Structured Cap With Polyester Mesh Lining	338
CH27	Polar Fleece Beanie	348
CH28	Roll Up Acrylic Beanie	347
CH29	Heavy brushed cotton bucket hat	352
CH31	Heavy brushed Cottoncontrast sandwich bucket hat	352
CH32A	Enzymes Washed With Contrasting Underbrim Bucket Hat	353
CH33	Premium Heather Polyester Baseball Cap	332
CH35	Heavy Brushed Cotton Structured Cap with Buckle	333
CH36	Heavy Unbrushed Cotton Structured Fitted Cap	334
CH38	Tri-Colour Heavy Brushed Cotton Structured Cap	344
CH40	Washed Unstructures Polo Cotton With Sandwich Cap	336
CH41	Contrast Peak Trim Cap	340
CH43	Polar Beanie	348
CH44	Ear Cover Polar Beanie	348
CH46	Military Cap	334
CH47	Polyester Rip Stop Foldable Cap	341
CH48	Lucky Bamboo Charcoal Cap with Reflectives	342
CH49	Polo Twill Visor With Or Without Sandwich, Crossover Velcro	342
CH50	Suburban Snapback Cap	335
CH51	Underpeak Contrast Colour Cap	336
CH53	100% CoolDry® Pique Mesh Cap	343
CH62	Acrylic Knit Beanie	347
CH63	Knitted 100% Acrylic With Contrast Stripes Beanie	347
CH64	Cable Knit Beanie With Fleece Head Band	347
CH65	Premium Cotton Twill Contrast Trim Cap	343
CH66	Heavy Brushed Cotton Surf Hat	353
CH67	Peak and Eyelets Contrast Cap	339
CH68	Triple Sandwich Heavy Brushed Cotton Cap	344
CH69	Contrast Trucker Cap	340
CH71	Pique Mesh With Sandwich Trim Bucket Hat	353
CH72	Pique Mesh With Contrast Sandwich	338
CH75	Premium Cotton Twill Contrast Trim Cap	338
CH76	Tri-Colour Pique Mesh Cap	346
CH77	Pique Mesh Cap	333
CH78	Arena Two Tone Cap	345
CH80	Tri-Colour Heavy Brushed Cotton Contrast Cap	345
CH81	Brushed Cotton Twill Baseball Cap With "X" Contrast Stripe	339
CH82	Brushed Cotton Twill Baseball Cap With Contrast Stripe	339
CH83	Heavy Brushed Cotton Tri-colour Baseball Cap	346
CH89	Premium Cotton Trucker Cap	340
CH99	Contrast Check & Sandwich Cap	346
H1007	Wool Blend Structured Cap	349
H1025	Kids' Poly Cotton Legionnaire Hat	349
H1026	Slouch Hat With Break-Away Clip On Chin Strap	351
H1027	Chin Strap With Break-Away Clip	351
H1033	Bucket Hat With Sandwich & Toggle	350
H1034	Bucket Hat With Toggle	350
H1035	Surf Hat With Break-Away Clip on Chin Strap	351
H1055	Kids Heavy Brushed Cotton Cap	349



CH33 HEATHER CAP

Premium Heather Polyester Baseball Cap

100% POLYESTER
6 panel structured laid back front. Pre-curved peak. Short crossover velcro. Self colour stitched eyelets.



BLACK GRAY NAVY



CH01 HEAVY BRUSHED COTTON CAP

Heavy Brushed Cotton Cap

100% HEAVY BRUSHED COTTON
6 panel structured laid back front. Pre-curved peak. Short crossover velcro.



BLACK BOTTLE CHARCOAL GOLD
GREY HOT PINK KELLY GREEN MAROON
NATURAL NAVY ORANGE PURPLE
RED ROYAL SKY BLUE WHITE

SOLID COLOUR CAPS



CH35 HEAVY BRUSHED COTTON CAP

Heavy Brushed Cotton Cap

100% HEAVY BRUSHED COTTON
6 panel structured laid back front. Pre-curved peak. Fabric strap with gun metal buckle & tuck in return.



BLACK



NAVY



CH10 OTTOMAN CAP

Ottoman Pique Mesh

100% POLYESTER
6 panel structured laid back front. Pre-Curved Peak, Short Crossover Velcro closure.



BLACK



NAVY



RED



ROYAL



WHITE



CH77 PIQUE MESH CAP

Pique Mesh Cap

100% POLYESTER
6 panel structured laid back front. Breathable pique mesh with UPF rating 50+. Short velcro crossover.



BLACK



FLUORO
YELLOW



FLUORO
ORANGE



NAVY



RED



ROYAL



WHITE

SOLID COLOUR CAPS



CH46 MILITARY CAP

Premium Brushed Cotton Twill
100% COTTON TWILL
Pre-curved peak with padded cotton sweatband. Adjustable velcro closure at rear. One size fits most.



CH03 UNSTRUCTURED CAP

Heavy Brushed Cotton Unstructured Cap
100% HEAVY BRUSHED COTTON
6 panel unstructured laid back front. Pre-curved peak. Short crossover velcro.



CH36 COTTON FITTED CAP

Heavy Unbrushed Cotton
98% COTTON, 2% SPANDEX
6 panel structured laid back front. Pre-curved peak. Size: S/M & L/XL.



SOLID COLOUR CAPS



CH13 COTTON TWILL CAP

Poly/Cotton Twill Cap
65% POLYESTER, 35% COTTON

6 panel structured laid back front. Pre-curved peak. Short velcro crossover closure.



CH20 ATHLETIC MESH CAP

Polyester Mesh Cap

100% POLYESTER
6 panel un-structured design. Pre-Curved Peak, Short Crossover Velcro closure. Padded cotton sweatband. Stitched eyelets. Made from breathable, colourfast mesh fabric.



CH50 SUBURBAN SNAPBACK

Imitated Wool Cap

100% ACRYLIC
6 panel structured design with flat peak. Padded sweatband made of cotton fabric. Plastic snapback fastener. Stitched eyelets.





CH40 WASHED POLO SANDWICH CAP

Premium Cotton Twill Cap

100% COTTON TWILL
Washed polo with cotton sandwich. 6 panel unstructured laid back front & pre-curved peak. Fabric strap with metal buckle, providing ideal space for embossed logo.



ORANGE/NAVY



NAVY/STONE



MUSTARD YELLOW/NAVY



STONE/BLACK



STONE/NAVY



CH51 UNDERPEAK CONTRAST COLOUR CAP

Washed Premium Cotton Twill Cap

100% COTTON PREMIUM COTTON TWILL
Washed polo cotton fabric. 6 panel unstructured laid back front & pre-curved peak. Contrast colour fabric strap with metal buckle, providing ideal space for embossed logo.



BLACK/RED



NAVY/SANDSTONE



RUST/BLACK



SANDSTONE/RED



WHITE/GREY



CH18 SANDWICH PEAK CAP

Heavy Brushed Cotton With Contrast Sandwich Peak Cap

100% HEAVY BRUSHED COTTON
6 panel structured laid back front. Pre-curved peak with contrasting sandwich. 4 metal eyelets on 4 panels & tuck in fabric strap with gun metal buckle.





CH21 CONTRAST LINING CAP

Polyester Ripstop Peak Cap With Mesh Lining

POLYESTER RIPSTOP. 100% POLYESTER
6 panel structured laid back front. Polyester ripstop with mesh lining, contrast trim across peak & crown. Short velcro crossover. **Matching Styles:** JK21K Track Suit.



CH75 CONTRAST TRIM CAP

Premium Cotton Twill Contrast Trim Cap

100% PREMIUM COTTON TWILL
6 panel structured laid back front. Contrast piping across peak & crown. Short velcro crossover.



CH72 SANDWICH PEAK CAP

Pique Mesh With Contrast Sandwich

100% POLYESTER PIQUE MESH.
6 panel structured laid back front Pre-curved peak & short velcro crossover. Breathable pique mesh with UPF rating 50+





CH67 CONTRAST PEAK CAP

Peak and Eyelets Contrast Cap

100% HEAVY BRUSHED COTTON
6 panel structured laid back front. Heavy brushed cotton with Contrast trim on peak. Short velcro crossover.



BLACK/RED

BLACK/WHITE

NAVY/WHITE



CH81 PEAK & CROWN CONTRAST CAP

Brushed Cotton Twill Baseball Cap With “X” Contrast Stripe

100% HEAVY BRUSHED COTTON TWILL
6 panel structured laid back front. Contrast stripe across crown & peak. Short velcro crossover.



BLACK/WHITE

NAVY/WHITE

RED/WHITE

ROYAL/WHITE



CH82 PEAK & CROWN CONTRAST CAP

Brushed Cotton Twill Baseball Cap With Contrast Stripe Across Peak & Crown

100% HEAVY BRUSHED COTTON TWILL
6 panel structured laid back front. Contrast stripe across crown & peak. Short velcro crossover.



BLACK/WHITE

NAVY/WHITE

RED/WHITE

WHITE/NAVY



CH89 PREMIUM COTTON TRUCKER CAP

Cotton/Nylon Trucker Cap

100% COTTON / NYLON MESH
6 panel pre-curved peak trucker cap. Laid back structured front with back Nylon mesh. Embroidered eyelets. Adjustable fabric velcro closure.



ASH/BLACK



BLACK/BLACK



WHITE/BLACK



NAVY/NAVY



WHITE/RED



CH41 CONTRAST PEAK TRIM CAP

Contrast Peak Trim Cotton/Nylon Trucker Cap

100% COTTON / NYLON MESH
6 panel structured laid back front. Contrast colour on peak, adjustable plastic tab closure back.



BLACK/RED



BLACK/WHITE



NAVY/RED



NAVY/WHITE



WHITE/GREY



WHITE/RED



CH69 CONTRAST TRUCKER CAP

Padded Polyester, Nylon Mesh

100% POLYESTER
5 panel pre-curved peak trucker cap. Padded polyester front panel with back Nylon mesh. Adjustable plastic tab with padded cotton sweatband.



BLACK/BLACK



GREY/BLACK



NAVY/NAVY



RED/NAVY



RED/RED



WHITE/BLACK



WHITE/NAVY



WHITE/RED



WHITE/ROYAL

CONTRAST COLOUR CAPS



CH05 SUEDE PEAK CAP

Heavy Brushed Cotton, Imitation Suede Cap

100% COTTON, IMITATION SUEDE PEAK
6 panel structured laid back front. Pre-curved peak. Short velcro crossover. Suede peak and crown-top.



Foldable Peak

CH47 SPRINT CAP

Polyester Rip Stop Foldable Cap

100% POLYESTER RIP STOP
Unstructured cap with foldable peak, adjustable back strap for all sizes. 100% Polyester Rip Stop fabric with CoolDry® Mesh back lining and sweat band for moisture management. Ultra light mesh in contrast contoured side panels for ventilation. Excellent fit and comfort for Athletes wear.
Matching styles: TS71, TS72, TS73, TS74





CH48 LUCKY BAMBOO CHARCOAL CAP

Bamboo Charcoal Cap

50% BAMBOO CHARCOAL, 50% RECYCLE PET.

Four panel unstructured style. Silver reflective sandwich and back strap. Breathable bamboo charcoal sweat band for moisture wicking. Pre-curved peak with Grey cotton underneath. Velcro strap closure on back of cap. One size fits most.



BLACK



NAVY



CH49 CONTRAST SANDWICH VISOR

Poly/Cotton Twill Cap

65% POLYESTER, 35% COTTON

3 panel crown & self fabric sweatband. Short velcro cross-over.



BLACK



NAVY



NAVY/RED



NAVY/STONE



RED



WHITE



WHITE/NAVY



CH17 PEAK & BACK TRIM CAP

Heavy Brushed Cotton Trim Cap

100% HEAVY BRUSHED COTTON

Heavy brushed cotton with peak & back trim. 6 panel structured laid back front, pre-curved peak. Fabric strap with gun metal buckle & tuck in return. Contrast panels around peak and back key-hole.



BLACK/GOLD



ROYAL/GOLD



CH53 LEGEND CAP

100% CoolDry® Pique Mesh Cap

COOLDRY® PIQUE MESH - 100% POLYESTER
Structure laid back front. Precurved peak. Contrast colour contour panel from edge of front peak cross side of cap to back of cap. Velcro strap closure on back of cap. Embroidery decoration can be done on front crown, sides and back of cap. One size fits most. **Matching styles:** PS69, PS69K, PS70, TS53, TS53K, TS54, SL53, SL54, JK53, JK53K



CH65 CONTRAST TRIM CAP

Premium Cotton Twill Contrast Trim Cap

100% PREMIUM COTTON TWILL
6 Panels structure laid back front. Precurved peak. Contrast colour sandwich, eyelets, and stitching. Velcro strap closure on back of cap. Embroidery decoration can be done on front crown, sides and back of cap. One size fits most.





CH68 TRIPLE SANDWICH PEAK CAP

Triple Sandwich Heavy Brushed Cotton Cap

100% HEAVY BRUSHED COTTON
6 panel structured laid back front. Pre-curved peak. Roll back contrast sandwich trim with piped edge on peak. Short velcro crossover.



CH38 TRI CONTRAST COLOURS CAP

Tri-Colour Heavy Brushed Cotton Cap

100% HEAVY BRUSHED COTTON
6 panel structured laid back front. Pre-curved peak. Fabric strap with gun metal buckle & tuck in return.



TRI-COLOUR CAPS



CH78 ARENA TWO TONE CAP
100% PREMIUM COTTON TWILL

6 panel structured laid back front, pre-curved & velcro crossover. Contrast peak and crown with piping.



BLACK/WHITE/GOLD BLACK/WHITE/GREEN BLACK/WHITE/GREY BLACK/WHITE/MAGENTA



BLACK/WHITE/ORANGE BLACK/WHITE/PURPLE BLACK/WHITE/RED BLACK/WHITE/ROYAL



NAVY/WHITE/GOLD NAVY/WHITE/RED



CH80 BATHURST COLOURS CAP

Tri-Colour Heavy Brushed Cotton Contrast Cap

100% HEAVY BRUSHED COTTON
6 panel structured laid back front. With contrast colour triangle shape on peak & back of crown. Gun metal buckle & tuck in return.



BLACK/WHITE/GREY BLACK/WHITE/RED



NAVY/WHITE/RED NAVY/WHITE/SKY



**MATCHING
STYLE: JK28**



CH83 TRI-COLOUR CAP

Heavy Brushed Cotton Tri-colour Baseball Cap

100% HEAVY BRUSHED COTTON
6 panel structured laid back front. Pre-curved peak with 3 colours on peak and crown. Short velcro crossover.



CH76 TRI-COLOUR PIQUE MESH CAP

Pique Mesh Cap

100% POLYESTER
6 panel structured laid back front. Breathable pique mesh with UPF rating 50+. Contrast piping on crown & short velcro crossover.



CH99 CONTRAST CHECK & SANDWICH CAP

Contrast Check Cap

100% HEAVY BRUSHED COTTON
Six panel structured laid back front. Pre-curved peak. Fabric strap with metal buckle & tuck in return. Heavy Brushed Cotton Embroidery Check Racing With Sandwich Peak.



BEANIES



CH28 ROLL UP ACRYLIC BEANIE

Acrylic Roll-Up Beanie

100% ACRYLIC
Roll-up or wear deep beanie. One size fits most.



CH62 CABLE KNIT BEANIE

Acrylic with Cable Row knit Beanie

100% ACRYLIC
One size fits most.



CH63 CONTRAST STRIPE BEANIE

Knitted Acrylic Beanie

100% ACRYLIC
Two contrast stripes. One size fits most.



CH64 CABLE KNIT BEANIE WITH FLEECE HEAD BAND

Acrylic with Cable Row Knit Beanie

100% ACRYLIC
Fleece lined inside head band. One size fits most.





CH27 POLAR FLEECE BEANIE

Polar Fleece Roll-Up Beanie

100% POLYESTER

Rolls up for a better fit and warmth. One size fits most.



CH43 POLAR BEANIE

Polar Fleece Beanie

100% POLYESTER

One size fits most.



CH44 EAR COVER POLAR BEANIE

Polar Fleece Ear Cover Beanie

100% POLYESTER

One size fits most.



SCHOOL CAPS



H1025 KIDS' POLY/COTTON LEGIONNAIRE

Poly/Cotton Twill Legonnaire

65% POLYESTER, 35% COTTON - TWILL
5 panel square front. Hole at back with velcro.



H1007 WOOL BLEND CAP

Wool Blend Cap

20% WOOL, 80% POLYESTER
6 panel structured laid back front. Pre-curved peak. Short velcro.



H1055 KIDS' BRUSHED COTTON CAP

Heavy Brushed Cotton cap

100% HEAVY BRUSHED COTTON
Adjustable back velcro. To fit size 42 - 56cm.





Front View



Back View

H1033 SANDWICH BUCKET HAT WITH TOGGLE

Poly/Cotton Twill Bucket Hat with Contrast Trim

65% POLYESTER, 35% COTTON
Contrast sandwich. UPF rating 50+. Meets AS/NZS 4399:1999. Poly/Cotton fabric with soft brim. Self color. embroidered eyelet. Adjustable size toggle outside the hat. Sizes: S/M & L/XL.



BOTTLE/GOLD

BOTTLE/WHITE

MAROON/WHITE



NAVY/GOLD

NAVY/SKY

NAVY/WHITE



Front View



Back View

H1034 BUCKET HAT WITH TOGGLE

Poly/Cotton Twill Bucket Ha

65% POLYESTER, 35% COTTON
UPF rating 50+ "Excellent Protection". Meets AS/NZS 4399:1999. Poly/Cotton fabric with soft brim. Self colour embroidered eyelet. Adjustable size toggle outside the hat. Sizes: S/M & L/XL.



BLACK

BOTTLE

GOLD



MAROON

NAVY

RED



ROYAL

SKYBLUE

WHITE



H1026 SLOUCH HAT WITH BREAK-AWAY CLIP STRAP

Poly/Cotton Twill Hat

65% POLYESTER, 35% COTTON
PF rating 50+ "Excellent Protection". Meets AS/NZS 4399:1999. Poly/Cotton fabric with hard brim. Self color metal eyelet for ventilation. Toggle and break-away clip on chin strap. Sizes: 55cm(S), 57cm(M), 59cm(L), 61cm(XL).



H1027 CHIN STRAP

Chin Strap with Break-Away Slip

Toggle and break-away clip on chin strap for use on hats without strap.



H1035 SURF HAT WITH BREAK-AWAY STRAP

Poly/Cotton Twill Hat

65% POLYESTER, 35% COTTON
UPF rating 50+ "Excellent Protection". Meets AS/NZS 4399:1999. Poly/Cotton fabric with soft brim. Large metal eyelets for ventilation. Toggle and break-away clip on chin strap. Sizes: 55cm(S), 57cm(M), 59cm(L), 61cm(XL).



HATS



CH29 SOFT WASHED BUCKET HAT

Heavy Brushed Cotton Bucket Hat

100% COTTON
Heavy Brushed Cotton with metal eyelets on sides. Size: S/M & L/XL



BLACK



BOTTLE



NATURAL



NAVY



WHITE



CH31 SOFT WASHED BUCKET HAT WITH SANDWICH

Heavy Brushed Cotton Bucket Hat

100% COTTON
Small metal eyelets. Size: S/M & L/XL



BLACK/GOLD



BLACK/ORANGE



BLACK/RED



BLACK/WHITE



BOTTLE/GOLD



NATURAL/NAVY



NAVY/BOTTLE



NAVY/GOLD



NAVY/RED



NAVY/WHITE



RED/WHITE

HATS



CH66 SURF HAT

Heavy Brushed Cotton

100% COTTON
UPF rating 50+ “Excellent Protection”.
Small metal eyelets. Sizes: 55, 57, 59 & 61cm.



BOTTLE



MAROON



NATURAL



NAVY



ROYAL



CH32A BUCKET HAT

Heavy Brushed Cotton

100% COTTON
Enzyme Washed with Contrasting Under Brim Bucket Hat .
Large mesh metal eyelets. Size: S/M & L/XL



DARK NAVY/SAND
UNDER BRIM



SAND/DARK NAVY
UNDER BRIM



CH71 PIQUE MESH WITH SANDWICH BUCKET HAT

Pique Mesh

100% POLYESTER
Breathable pique mesh with UPF rating 50+.
Elastic sweatband. One Size fits most.



BLACK/RED



FLUORO ORANGE/
NAVY



FLUORO YELLOW/
NAVY



NAVY/WHITE



RED/BLACK



RED/WHITE



ROYAL/WHITE



WHITE/NAVY



BAGS

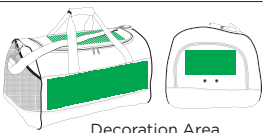
STYLE	DESCRIPTION	PAGE
B1001	Business/Conference Bag	363
B1002	Flap Satchel/Shoulder Bag	363
B1446	Executive Conference Satchel	363
B2000	Basic Sports Bag with Shoe Pocket	356
B2020	Winner Sports/Travel Bag	357
B2100	Casual Bag	358
B4112	Swim Backpack	362
B4375	Satchel Bag	362
B4489	Excursion Backpack	362
B5000	Excutive PVC Backing Backpack	361
B5001	Climber Backpack	360
B5002	Smartpack Backpack	360
B5020	Sports / Travel Winner Backpack	359
B5023	Sling Backpack	359
B6001	6 Can Cooler Bag	361
B6002	Travel Cooler Bag	361
B7001	Non Woven Shopper	364
B7002	Non Woven Bag With Gusset	364
B7003	Non Woven Bag With V-Shaped Gusset	365
B7004	Non Woven Shopping Bag	365



B2000 BASIC SPORTS BAG

Basic Sports Bag with Shoe Pockets

POLYESTER WITH PVC BACK COATING, 600D/600D
Size: (w)51cm x (h)35cm x (d)38cm, 67.8 Litres Capacity



Decoration Area

Suitable for decoration with Badging, Embroidery, Digital Transfer. U-shaped double zippered main compartment. Right side mesh pocket. Left side zippered shoe or wet items compartment with two gun metal eyelets outside pocket for ventilation. Reinforced carry handles. Adjustable and detachable shoulder strap. Plastic feet on base. Baseboard padding at bottom of bag to retain shape.



BLACK



BOTTLE



MAROON



NAVY



RED



ROYAL



B2020 WINNER

Sports / Travel Bag

POLYESTER WITH PVC BACK COATING 600D/600D
Size: (w)65cm x (h)32cm x (d)27cm, 56.2 Litres Capacity



Suitable for decoration with Badging, Embroidery, Digital Transfer. Large U shaped double zippered main compartment. Zippered end compartment. Two carry handles with Velcro closure. Mesh pocket on one side. Adjustable/detachable webbing shoulder strap with padding. Studded base for durability.

[Matches with backpacks B5020.](#)



BLACK/WHITE/AQUA



BLACK/WHITE/BOTTLE



BLACK/WHITE/GOLD



BLACK/WHITE/GREY



BLACK/WHITE/LIME



BLACK/WHITE/ORANGE



BLACK/WHITE/RED



BLACK/WHITE/ROYAL



BOTTLE/WHITE/GOLD



MAROON/WHITE/MAROON



NAVY/WHITE/AQUA



NAVY/WHITE/GOLD



NAVY/WHITE/NAVY



NAVY/WHITE/RED



NAVY/WHITE/ROYAL



NAVY/WHITE/SKY



B2100 IMPACT

Casual Bag

100% COTTON CANVAS

Size: (w)58cm x (h)35cm x (d)25cm. 50 Litres Capacity

Suitable for decoration with Badging, Embroidery, Digital Transfer, Screen print. Canvas with contrast colour strap, carry handles and piping. One large main compartment with a double zip closure. Slip in pockets on each end of the bag. Inside the bag, two sets of organiser pockets. Adjustable/detachable shoulder strap. Carry handles with piping inside for reinforcement.



BLACK/BLACK

BLACK/NATURAL

NAVY/NATURAL



NAVY/NAVY

RED/NATURAL

B5020 WINNER BACKPACK

Sports / Travel Backpack

POLYESTER WITH PVC BACKING

600D/600D POLYESTER WITH PVC BACKING

Size: (w)35.5cm x (h)43cm x (d)15.5cm, 23 Litres

Suitable for decoration with Badging, Embroidery, Digital Transfer. Main compartment with a laptop pocket inside. Second compartment with organiser pockets and headphones outlet. Double zip closure. Contrast colour piping on front. Two mesh pockets on each side. Padded back and carry straps. Carry handle with plastic reinforcement.



BLACK/WHITE/
AQUA



BLACK/WHITE
/BOTTLE



BLACK/WHITE/
GOLD



BLACK/WHITE/
GREY



BLACK/WHITE/
LIME



BLACK/WHITE/
ORANGE



BLACK/WHITE/
RED



BLACK/WHITE/
ROYAL



BOTTLE/WHITE/
GOLD



MAROON/WHITE/
MAROON



NAVY/WHITE/
AQUA



NAVY/WHITE/
GOLD



NAVY/WHITE/
NAVY



NAVY/WHITE/
RED



NAVY/WHITE/
ROYAL



NAVY/WHITE/
SKY

B5023 SLING BACKPACK

Sling Backpack

POLYESTER WITH PVC BACKING 600D/600D

Size: (w)36cm x (h)50cm x (d)12.5cm, 22 Litres

Suitable for decoration with Badging, Embroidery, Digital Transfer. Padded back with air mesh for comfort. Zippered main compartment with contrast stripe cover the zipper. Zippered front compartment with contrast contour panel. Adjustable and padded air mesh shoulder strap. Mobile/MP3 Player pocket on the shoulder strap. Side mesh pocket for water bottle.



BLACK/WHITE





BLACK/RED



NAVY/WHITE



RED/SILVER



B5001 CLIMBER

Climber Backpack

POLYESTER WITH PVC BACKING

600D/600D POLYESTER WITH PVC BACKING

Size: (w)33cm x (h)42cm x (d)17.5cm, 24.3 Litres

Suitable for decoration with Badging, Embroidery, Digital Transfer. Large main compartment. Small internal pocket with zipper closure. Secondary medium compartment. Internal organiser and smaller zippered compartment, ideal for pens, mobile phone and accessories. Detachable keyring. Lockable zippers on main compartment. Padded back for comforts. Top carry handle for convenience. Embroidery accessible.



Back View



Decoration Area



BLACK/
CHARCOAL

BLACK/
GOLD

BLACK/
NAVY

NAVY/
RED

B5002 SMARTPACK

Smart Backpack

POLYESTER WITH PVC BACKING

600D/600D POLYESTER WITH PVC BACKING

Size: (w)39.5cm x (h)43cm x (d)19cm, 23 Litres

Suitable for decoration with Badging, Embroidery, Digital Transfer. Bungee elastic cord and toggle. Padded back and straps. Large front zippered pocket. Moulded plastic handle. 2 side mesh pockets. Hidden porthole for headphones. Embroidery accessible.



Back View



Decoration Area



BLACK/AQUA

BLACK/GOLD

BLACK/GREY

BLACK/ORANGE

BLACK/RED

BLACK/ROYAL

NAVY/AQUA

NAVY/RED

NAVY/ROYAL

NAVY/
SADNSTONE

NAVY/SKY

B5000 EXECUTIVE BACKPAK

800D with PVC Backing Backpack

1680D - JACQUARD NYLON WITH PVC BACKING

Size: (w)33cm x (h)49cm x (d)19cm, 30.7 Litres

Suitable to decorate with Badging, Embroidery, Digital Transfer. Double zippered large main compartment. Padded laptop pocket with Velcro closure in the large main compartment. Single zippered phone/CD/MP3 player pocket secured with leather edging on top of main compartment with porthole. Double zippered middle compartment for documents. Double zippered front compartment contains phone pocket, elastic pen holder, card holder, ID window with screen mesh, key clip holder, single zippered pocket for wallet. Elastic mesh slip pockets on sides. Padded air mesh back panels and straps.



Decoration Area:



BLACK

B6001 COOLER BAG - 6 CAN COOLER BAG

420D - POLYESTER WITH PVC BACKING

Size: (w)21cm x (h)16cm x (d)14cm, 375ml x 6 Capacity

Suitable to decorate with Badging, Embroidery, Digital Transfer. Insulated cooler. Adjustable/detachable shoulder strap. Double zippered one main compartment. Front edge to edge pocket. Embroidery accessible.



Decoration Area:



BLACK



BOTTLE



NAVY



RED

B6002 TRAVEL COOLER BAG - LUNCH/PICNIC

POLYESTER WITH PVC BACKING, 600D/600D

Size: (w)28cm x (h)25cm x (d)18cm, 12.6 Litres

Suitable for decoration with Badging, Embroidery, Digital Transfer. Insulated cooler. Two zippered compartments. Adjustable shoulder strap. Double zippered puller. Zippered pocket on front. Embroidery accessible.



Decoration Area:



BLACK



NAVY



RED



B4375 SATCHEL

Satchel Bag

NYLON, 210D

Size: (w)36.5cm x (h)26.5cm

Suitable for decoration with Badging, Embroidery, Digital Transfer, 1 Colour Screen Print. Carry handle. Front flap. Velcro closure. Identity card holder. Ideal for A4 size documents.



BLACK

BOTTLE GREEN

MAROON

NAVY

ROYAL



B4112 SWIM BACKPACK

Satchel Bag

NYLON, 210D

Size: (w)39cm x (h)46.5cm

Suitable for decoration with Badging, Embroidery, Digital Transfer, 1 Colour Screen Print. Nylon fabric. Drawstring straps. Metal eyelets.



BLACK

NAVY

ROYAL



B4489 EXCURSION BACKPACK

Satchel Bag

NYLON, 210D

Size: (w)38cm x (h)43cm

Badging, Embroidery, Digital Transfer, 1 Colour Screen Print. Carry Handles. Front Flap with Pull Cord Closure. Back Straps. Reflective Patches on front. ID Card Holder. Internal Pocket. Embroidery accessible.



BOTTLE GREEN

MAROON

NAVY

ROYAL



B1001 WEEKDAYS

Business/Conference Bag

POLYESTER WITH PVC BACKING, 600D/600D

Size: (w)42cm x (h)30cm x (d)12cm, 15 Litres Capacity

Badging, Embroidery, Digital Transfer.

Large main compartment portioned in two with organiser features with key clip. Front flap. Removable/adjustable shoulder strap. Mesh phone pocket on the side. Business card holder on the back. Carry handle. Embroidery accessible.



Decoration Area



BLACK



NAVY

B1002 MOTION

Flap Satchel/Shoulder Bag

POLYESTER/NYLON WITH PVC BACKING, 600D/600D

Size: (w)39cm x (h)29cm x (d)12cm, 13.6 Litres Capacity

Suitable for decoration with Badging, Embroidery, Digital Transfer. Double zippered main compartment. Front flap secured by side release clips. Single zippered front pocket. Single zippered pocket on back of bag. Expandable bottom and sides. Organiser pockets inside. Rubber zip pullers. Embroidery accessible.



Decoration Area



BLACK/WHITE/RED



NAVY/WHITE/GREY



NAVY/WHITE/RED

B1446 EXECUTIVE CONFERENCE SATCHEL

POLYESTER/NYLON

Size: (w)37cm x (h)30cm x (d)10cm, 11 Litres Capacity

Suitable for decoration with Badging, Embroidery, Digital Transfer. Carry Handle. Front Flap with zipper pocket. Internal Organiser Section & Zip Pockets. Double zip pullers. Embroidery accessible. Front Grey panel is 15cm high and front Black panel, under the zip, is 10cm high.



Black/Grey



B7001 NON WOVEN SHOPPER

80GSM, NON WOVEN POLYPROPYLENE

SIZE: (W) 370 X (H) 420MM

Suitable for decorating with Plastisol Transfer, Digital Transfer, 1 Colour Screen Print. Decoration Size: 300mm (w) x 340mm (h). Non woven tote with carry handles. No gusset.



B7002 NON WOVEN BAG WITH GUSSET

80GSM, NON WOVEN POLYPROPYLENE

Size: (w) 280 x (h) 360 x (d) 90mm - Capacity 9 Litres

Suitable to decorate with Plastisol Transfer, Digital Transfer, 1 Colour Screen Print. Print area: 220mm (w) x 280mm (h). Self-fabric overlapped seams. Short carry handles. Full gusset.





B7003 NON WOVEN BAG WITH V-SHAPED GUSSET

80GSM, NON WOVEN POLYPROPYLENE

Size: (w) 380 x (h) 420 x (d) 90mm Top of Gusset (2.3cm Bottom of Gusset). Suitable for decorating with Plastisol Transfer, Digital Transfer, 1 Colour Screen Print. Print area: 300mm (w) x 340mm (h). Non woven bag with carry handles. V-Shapped gusset. Long shoulder handles.



B7004 NON WOVEN SHOPPING BAG


80GSM, NON WOVEN POLYPROPYLENE

Size: (w) 360 x (h) 370 x (d) 200mm - Capacity 26 Litres

Suitable for decorating with Plastisol Transfer, Digital Transfer, 1 Colour Screen Print. Print area: 150mm (w) x 280mm (h). Large gusseted main compartment with plastic base board and reinforced handles.







Embroidery, screen printing, direct to garment print, and digital transfer print all under one roof.

OUR IN-HOUSE DECORATION ADVANTAGE

When you need it fast, simply visit our website - winningspirit.com.au for a large range of available stock. We can complement your unique style with our in-house state of the art facilities for garment decoration.

We have over 1,000 heads of modern embroidery machines which ensure that your product is the best on the market. No job is too big or small. We use high quality embroidery threads which retain its appearance for the lifetime of the garment. As a result, our embroidery always looks professional and stands out.

Take advantage of our modern setup which enables us to use a variety of techniques for decoration on garments in line with your exclusive design requirements.

To present your final product professionally, take advantage of our folding and bagging service. We provide exceptional, short turnaround times for this service across both Embroidery and Printing divisions.

Printing machines include:

- Screen printing
- Digital transfer print
- Direct to garment print

Benefits of printing include:

- Cost effective
- No compromise in quality
- Allows large decoration coverage of multiple branding
- Versatile on both light weight and heavy weight fabrics for e.g. sports bags.



CUSTOM MADE | DESIGN YOUR OWN



CUSTOM MADE INDENT ORDERS

Take advantage of our CUSTOM MADE INDENT ORDERS and create a completely customised product to suit your style and budget. Its easy, just give us the specifications of the style that you are after. We will provide you with a quote / and a visual if required. After approval of the quote a sample is produced to make sure everything is correct. Final production is followed by the sample approval. You will have your unique fully customised style to suit your taste.

ARENA RANGE - BLACK/RED





DAVID MANDIE SCOREBOARD

East Maitland Community Bank Branch
200 Maitland Rd, East Maitland, NSW 2323
02 9221 0000

DUTYFREE
DUTYFREE.COM.AU

CH47

CH53

CH67

TS74

JK77

SS01A

TP21

B5023

TP53Y

LEGEND RANGE - NAVY/SKY



PS51

TS54

CH47

SS01A

TP21

PS53K

SS19K

B2000

B4112

MIX & MATCH



JK01

JK25

PS69

TS19K

SS29

SS29

TP53Y

B2100

TEAMMATE RANGE - ROYAL/WHITE







CH18

CH53

FL11

JK21

TP21

B5023

B2100

CHAMPION RANGE - RED/WHITE



PS43K

SS01K

TS20

SS29

TS01A

TP53

B2000

WINNER RANGE - BLACK/GOLD



CH47

PS78

SS29

CH01

TS19K

CH21

PF04A

TS37

SS29

B4112

B5001

B2000



CH18

CH53

TS12K

PS77

TP53Y

B5002

TP21

CH17

TS72

SS01A

B5000

ALLIANCE RANGE - NAVY/WHITE



CH21

CH47

JK18

SS29

SL54

SS01A

TS19AK

TP21Y

B41

B2020



CH65

PS79

TP53

CH41

TS54

SS01A

CH81

TS12K

SS29K

B2100

B5020

GRACE RANGE - BLACK/WHITE



CH65

CH41

FL11

TS37

B2100

TP21

SL54

SS01A

CH82

TS19K

SS01K

B5023

B5020



CH75

TS12K

TP53Y

CH47

PS65

SS29

B2020

CH67

TS54

SS01A

B5000

ICONS AT A GLANCE:



Specially treated fabrics provide protection against solar ultraviolet radiation.



Garment is constructed with high visibility fabrics to increase job site safety.



Garment is constructed with high visibility fabrics to increase job site safety.



Features durable construction and is made of long lasting-fabric.



Garment can be worn on both sides



Special fabric finishes block moisture from penetrating garment.



Special fabric finishes impede moisture from penetrating for a period of time.



Garment is constructed with water and wind barriers for maximum resistance.



Garment is constructed with a wind barrier for maximum wind resistance.



Fabrics are engineered to stretch, providing extra comfort and flexibility



Garment can be machine washed and requires little to no ironing.



Garment is constructed from specially treated Yarn for moisture wicking to make you feel dry.



Special yarn or fabric finishes maintain constant internal body temperature.



Natural properties of the yarn provide anti-bacterial protection.



Natural properties of the yarn absorb and decompose odours, thereby garment smelling fresh.



Garment is constructed from special fabric with the quality of quick drying.



Technical finishes of fabric allow moisture to be transferred from inside to the outside of the garment.



Airflow vents cooling system removes sweat and body heat through airflow vents.



Garment is made of Cotton. Cotton is soft and comfortable. It is hypoallergenic and does not irritate sensitive skin.



Garment is made predominantly of Cotton with the addition of stretchable material for extra comfort.



DuPont™ Teflon® provides durable, long-lasting protection against oil and water-based stains, dust and dry soil.



Made from reinforced CORDURA® Brand Fabric for added durability, felled seams with multiple stitching for increased strength, and reinforced pockets.



Garment made from 100% Merino Wool



Soft shells are lightweight, abrasion-resistant garments, that provide warmth, breathability, and wind resistance without a lot of bulk.



Bamboo Charcoal material embedded with nano particles for deodorizing, antibacterial, anti-charge buildup, breathability, and durability.



CoolDry® integrates the comfort of cotton and quick drying function of polyester. It features moisture absorbing, quick drying, breathable, and light weight.




TrueDry® has Cotton added for extra comfort and reduces skin irritation. It still has the quick drying, breathability and light weight qualities of CoolDry®



Garment has moisture wicking, anti-bacterial, and de-odorized treatment.

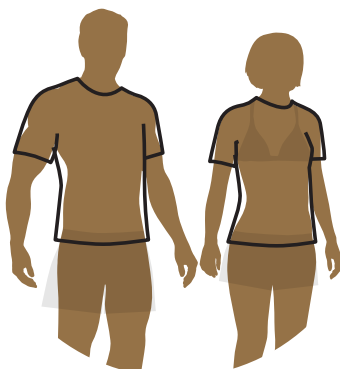
FIND YOUR BEST SIZE FIT

Finding a fit that suits your body is very important. It not only helps in comfort but also makes you look great. Use below chart to choose the correct fit that suits your style or flatter your body shape.



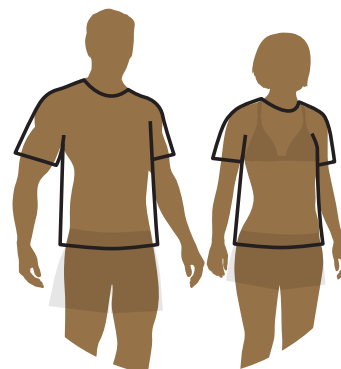
SLIM FIT

This Fit is shaped to the body. To get a semi-fitted look you may buy one size up




MODERN FIT

This Fit follows the shape of the body and provides ease for movement




EASY FIT

This is a Fit with extra ease for movement. The garment falls free from the body



CLASSIC FIT

Follows the shape of body and provides ease for movement, shirt can be tucked into pants or wear out




REGULAR FIT

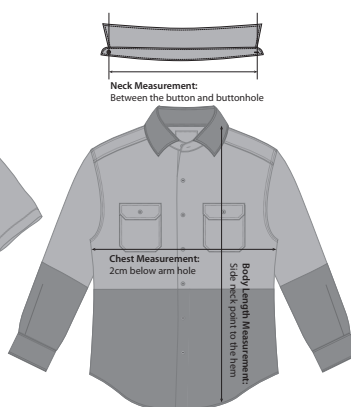
Follows the shape of body and provides ease for movement, extra length provided to cover the back when bend down. The garment falls free from the body



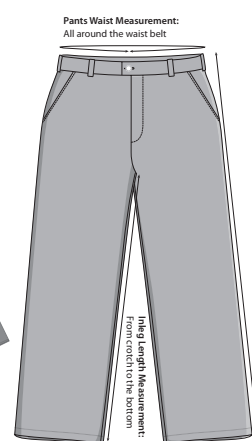
Jacket



Men's Polo



Shirt



Pants

Please note: Our factories use the most modern and sophisticated machinery to ensure a perfect make and look for all our garments each time. Whilst all effort is made to achieve the exact standards for all our garments each time but it's because of the human content in the manufacturing process that sometime a garment may have a slight sizing variability. We are confident in bringing this range to you and know that the high quality of AIW will continue to impress. Specification measurements in this catalogue relate to the garment dimensions and not body measurements.

Australian Radiation Protection and Nuclear Safety Ultraviolet Protection Factor Summary

Test Standard	Colour	Sample Description	UPF	UPF Rating
POLYESTER / COTTON PIQUE				
AS/NZS 4399	BLACK	POLYESTER/COTTON PIQUE	50+	EXCELLENT
AS/NZS 4399	SKY BLUE	POLYESTER/COTTON PIQUE	30+	VERY GOOD
AS/NZS 4399	ROYAL BLUE	POLYESTER/COTTON PIQUE	50+	EXCELLENT
AS/NZS 4399	BOTTLE GREEN	POLYESTER/COTTON PIQUE	50+	EXCELLENT
AS/NZS 4399	ROYAL	POLYESTER/COTTON PIQUE	50+	EXCELLENT
AS/NZS 4399	BOTTLE GREEN	POLYESTER/COTTON PIQUE	50+	EXCELLENT
AS/NZS 4399	ROYAL	POLYESTER/COTTON PIQUE	50+	EXCELLENT
AS/NZS 4399	WHITE	POLYESTER/COTTON PIQUE	30+	VERY GOOD
100% COTTON JERSEY				
AS/NZS 4399		100% COTTON	50+	EXCELLENT
COOLDRY POLYESTER MICROMESH HIGH VISIBILITY FABRIC				
AS/NZS 4399	FLUORO YELLOW	POLYESTER MICROMESH HIGH VISIBILITY FABRIC	30+	VERY GOOD
AS/NZS 4399	FLUORO ORANGE	POLYESTER MICROMESH HIGH VISIBILITY FABRIC	30+	VERY GOOD
COTTON DRILL				
AS/NZS 4399		COTTON TWILL CAP/SHIRT	50+	EXCELLENT
POLY COTTON DRILL				
AS/NZS 4399		POLY COTTON TWILL CAP/SHIRT	50+	EXCELLENT
COOLDRY MESH				
AS/NZS 4399	NAVY	PQ MESH CAP/SHIRT	30+	VERY GOOD

AWTA & RMIT - Textile Testing

Test Standard	Colour	Sample Description	Luminous Reflectance Compliance
COOLDRY KNIT GARMENT			
AS/NZS 1906.4-1997	FLUORO ORANGE	50% POLYESTER, 50% COOLDRY	PASS
AS/NZS 1906.4-1997	FLUORO YELLOW	50% POLYESTER, 50% COOLDRY	PASS
TRUEDRY KNIT GARMENT			
AS/NZS 1906.4-1997	FLUORO ORANGE	45% POLYESTER COOLDRY, 55% COTTON	PASS
AS/NZS 1906.4-1997	FLUORO YELLOW	45% POLYESTER COOLDRY, 55% COTTON	PASS
HIGH VISIBILITY FLEECY KNIT GARMENT			
AS/NZS 1906.4-1997	FLUORO ORANGE	HIGH VISIBILITY FLEECY KNIT	PASS
AS/NZS 1906.4-1997	FLUORO YELLOW	HIGH VISIBILITY FLEECY KNIT	PASS
HIGH VISIBILITY POLAR FLEECE KNIT GARMENT			
AS/NZS 1906.4-1997	FLUORO ORANGE	HIGH VISIBILITY POLAR FLEECE KNIT	PASS
AS/NZS 1906.4-1997	FLUORO YELLOW	HIGH VISIBILITY POLAR FLEECE KNIT	PASS
POLYAMIDE GARMENT			
AS/NZS 1906.4-1997	FLUORO ORANGE	POLYAMIDE FABRIC	PASS
AS/NZS 1906.4-1997	FLUORO YELLOW	POLYAMIDE FABRIC	PASS

Weights & Size measurements are for guidance only as all items are subject to manufacturing variances.

Winning Spirit, AIW and Benchmark believe in Corporate Social Responsibility and giving back to the community. We continue to sponsor the valuable work of the Victoria Police Blue Ribbon Foundation, and support their work in perpetuating the memory of Victorian Police members killed the line of duty, and their continuing financial support to Hospital Emergency departments and Child Protection units.



Proud sponsor of Victoria Police
Blue Ribbon Foundation

DISCLAIMER:
Whilst every effort is being made to supply garments to our customers according to the specifications provided in this catalogue, we shall not be liable, or accept any responsibility for claims where our products have undergone any value addition processes such as printing, embroidery, etc. It is therefore strongly advised that the purchaser should check all aspects of goods received for correct style, colour, fit, etc. prior to any value addition to these items. Some colours may not appear correctly due to printing limitations.

NOTE:
Specification measurements in this catalogue relate to garment dimensions and not body measurements. All images in this catalogue can not be reproduced without the written permission of the publisher. Colours are reproduced as closely as printing allows.

This catalogue has been printed by an environmentally responsible printer (ISO 14001 accredited); on an ecologically rated printing press using 100% vegetable based inks.

Copyright © 2018. All rights reserved.

Style	Page	Style	Page	Style	Page	Style	Page	Style	Page	Style	Page	Style	Page	Style	Page
AP01	324	CH62	347	JK23	190	M8002	126	M9430	93	PS59	40	SW27	271	TS29	58
AP02	324	CH63	347	JK24	190	M8003	127	M9440	92	PS60	40	SW28A	279	TS30	58
AP03	325	CH64	347	JK25	191	M8005L	157	M9441	101	PS61	21	SW29	281	TS37	65
AP04	326	CH65	343	JK26	191	M8013	152	M9460	97	PS61K	21	SW30	280	TS37K	65
AP05	326	CH66	353	JK27	208	M8020L	114	M9461	96	PS62	21	SW31A	279	TS38	65
B1001	363	CH67	339	JK28	200	M8020Q	116	M9470	103	PS63	37	SW33A	258	TS53	51
B1002	363	CH68	344	JK29	209	M8020S	115	M9471	99	PS64	37	SW34A	258	TS53K	51
B1446	363	CH69	340	JK30	209	M8030L	122	M9472	100	PS65	13	SW35	256	TS54	51
B2000	356	CH71	353	JK31	189	M8030Q	124	M9473	102	PS65K	13	SW36	256	TS71	56
B2020	357	CH72	338	JK32	189	M8030S	123	M9478	101	PS66	13	SW37	278	TS72	56
B2100	358	CH75	338	JK33	193	M8040L	159	M9501	181	PS68	33	SW38	269	TS73	57
B4112	362	CH76	346	JK33K	193	M8040Q	160	M9502	180	PS69	9	SW39	259	TS74	57
B4375	362	CH77	333	JK34	193	M8040S	158	M9601	181	PS69K	9	SW41	262	TS81	77
B4489	362	CH78	345	JK35	205	M8100L	147	M9602	180	PS70	9	SW42	262	TS81K	77
B5000	361	CH80	345	JK36	205	M8100Q	149	PF01	236	PS73	17	SW44	261	TS83	79
B5001	360	CH81	339	JK37	205	M8100S	148	PF02	244	PS73K	17	SW45	282	TS83K	79
B5002	360	CH82	339	JK38	205	M8113	125	PF04A	241	PS74	17	SW46	283	TS85	81
B5020	359	CH83	346	JK39	220	M8132	154	PF07	239	PS75	43	SW47	270	TS85K	81
B5023	359	CH89	340	JK41	218	M8192	131	PF07K	239	PS76	43	SW48	270	TS89	73
B6001	361	CH99	346	JK42	218	M8200L	117	PF08	239	PS77	11	SW49	276	TW01	319
B6002	361	CJ01	329	JK43	219	M8200Q	119	PF09	243	PS77K	11	SW50	277	TW01A	318
B7001	364	CJ02	327	JK44	219	M8200S	118	PF09K	243	PS78	11	SW51	293	TW02	319
B7002	364	CP01	329	JK45	187	M8211	129	PF10	243	PS79	19	SW52	292	TW04	319
B7003	365	CP29	75	JK46	187	M8212	128	PF11	236	PS79K	19	SW53	288	TW04A	321
B7004	365	CP29	75	JK47	203	M8213	130	PF15	242	PS80	19	SW54	289	TW05	321
BS01L	163	CP29K	75	JK48	202	M8223	142	PF16	242	PS81	35	SW56	293	TW06	318
BS01S	163	CP29K	75	JK53	215	M8224	143	PF21	234	PS81K	35	SW57	284	TW07	320
BS03L	166	CS01	329	JK53K	215	M8233	140	PF21K	234	PS82	35	SW58	285	WA01	312
BS03S	167	FJ02	273	JK77	199	M8234	141	PF22	235	RBO3	215	SW59	286	WA02	312
BS04	166	FL01K	232	M3001	323	M8300L	138	PF27	240	SCF02	327	SW60	287	WA04	313
BS05	167	FL02	233	M3100	322	M8300S	139	PS05	32	SL53	60	SW61	254	WA07	312
BS06L	162	FL02K	233	M3200	323	M8310L	144	PS08	31	SL54	60	SW63	284	WA08	312
BS06S	162	FL03	223	M7001	127	M8310Q	145	PS11	44	SS01A	82	SW64	285	WJ01	182
BS07Q	164	FL03K	223	M7002	126	M8320L	132	PS11K	44	SS01K	82	SW65	287	WJ02	182
BS07S	165	FL04	223	M7005L	157	M8320Q	134	PS19	25	SS21	77	SW67	286	WNPO1	308
BS08L	164	FL07	225	M7011	152	M8320S	133	PS20	25	SS21K	77	SW68	290	WP01	310
BS08S	165	FL07K	225	M7012	153	M8340L	136	PS21	29	SS23	79	SW69	191	WP01R	98
BS11	169	FL08	225	M7020L	114	M8340Q	135	PS22	41	SS23K	79	SW71	253	WP01S	98
BS15	168	FL09	226	M7020S	115	M8340S	137	PS23	41	SS25	81	SW201	314	WP02	98
BS16	168	FL09K	226	M7030L	122	M8360Q	150	PS24	25	SS25K	81	SW202	314	WP02	310
BS17	161	FL11	231	M7030S	123	M8360S	151	PS25	33	SS27	82	SW204	315	WP03	304
BS18	161	FL11K	231	M7040L	159	M8600Q	170	PS26	33	SS28	82	SW205	315	WP06	305
CC01	329	FL17	221	M7040S	158	M8600S	171	PS28	29	SS29	83	SW207	315	WP07	306
CH01	332	FL18	221	M7100L	146	M8614S	170	PS29	75	SS29K	83	TP01A	231	WP07HV	307
CH03	334	FL19	229	M7100S	148	M8636S	175	PS29K	75	SW01CD	250	TP01K	231	WP08	306
CH05	341	FL19K	229	M7112	125	M8800	107	PS29KL	75	SW01TD	250	TP08	217	WP08HV	307
CH10	333	H1007	349	M7132	154	M8810	106	PS29L	75	SW02	260	TP08Y	217	WP09	302
CH13	335	H1025	349	M7200L	117	M8820	108	PS29Q	75	SW02A	260	TP21	213	WP10	308
CH17	342	H1026	351	M7200S	118	M8911	121	PS30	28	SW02K	260	TP21Y	213	WP11	303
CH18	337	H1027	351	M7211	129	M8913	120	PS31	15	SW03	261	TP53	215	WP13	306
CH20	335	H1033	350	M7212	128	M8922	156	PS31K	15	SW05CD	251	TP53Y	215	WP13HV	307
CH21	338	H1034	350	M7221	143	M9100	86	PS32A	15	SW05TD	251	TS01A	67	WP15	309
CH27	348	H1035	351	M7222	142	M9130	90	PS33	38	SW06A	272	TS01KA	67	WP15HV	309
CH28	347	H1055	349	M7231	141	M9200	87	PS34A	38	SW07	264	TS02	70	WP17	302
CH29	352	HP01A	281	M7232	140	M9201	89	PS35	39	SW08	265	TS04A	69	WP19	311
CH31	352	JK01	194	M7300L	138	M9202	88	PS39	46	SW09	268	TS05A	70	WP20	300
CH32A	353	JK01K	194	M7300S	139	M9205	91	PS40	46	SW10A	263	TS07A	69	WP21	301
CH33	332	JK02	207	M7310L	144	M9206	92	PS41	47	SW11	255	TS12	53	WT01	294
CH35	333	JK08	217	M7320L	132	M9208	93	PS43	26	SW12	255	TS12K	53	WT02	295
CH36	334	JK08Y	217	M7320S	133	M9280	111	PS43K	26	SW13A	266	TS15	68	WT03	294
CH38	344	JK10	211	M7340L	136	M9281	110	PS44	26	SW14	267	TS16	68	WT04	296
CH40	336	JK10K	211	M7340S	137	M9282	109	PS48A	31	SW15	263	TS17	55	WT04HV	297
CH41	340	JK11	198	M7360L	150	M9300	86	PS49	23	SW16A	273	TS18	72	WT05	298
CH43	348	JK11K	198	M7360S	151	M9310	94	PS49K	23	SW17A	252	TS19	55	WT06	299
CH44	348	JK13	201	M7362	155	M9330	90	PS50	23	SW18A	275	TS19A	55	WT08	296
CH46	334	JK14	201	M7600S	171	M9340	90	PS51	28	SW19A	275	TS19K	55	WT08HV	297
CH47	341	JK15	186	M7630	177	M9360	97	PS52	28	SW20A	275	TS20	61		
CH48	342	JK16	186	M7632	176	M9361	96	PS53	7	SW21A	252	TS21A	71		
CH49	342	JK18	197	M7636	174	M9370	177	PS53K	7	SW24	268	TS23	63		
CH50	335	JK21	213	M7911	121	M9400	87	PS54	7	SW25	253	TS23K	63		
CH51	336	JK21K	213	M7912	120	M9410	95	PS55	42	SW25A	257	TS27	59		387
CH53	343	JK22	206	M7922	156	M9420	91	PS56	42	SW26A	257	TS28	59		



SWW
SENSESWORKWEAR

PO BOX 682 SOUTH YARRA, VIC 3141
 1300 781 763
www.sensesworkwear.com.au
info@sensesworkwear.com.au